

<http://www.csg.org/>

# ADULT CORRECTIONAL SYSTEMS

A COMPARATIVE DATA REPORT SUBMITTED TO THE  
FISCAL AFFAIRS AND GOVERNMENT OPERATIONS COMMITTEE

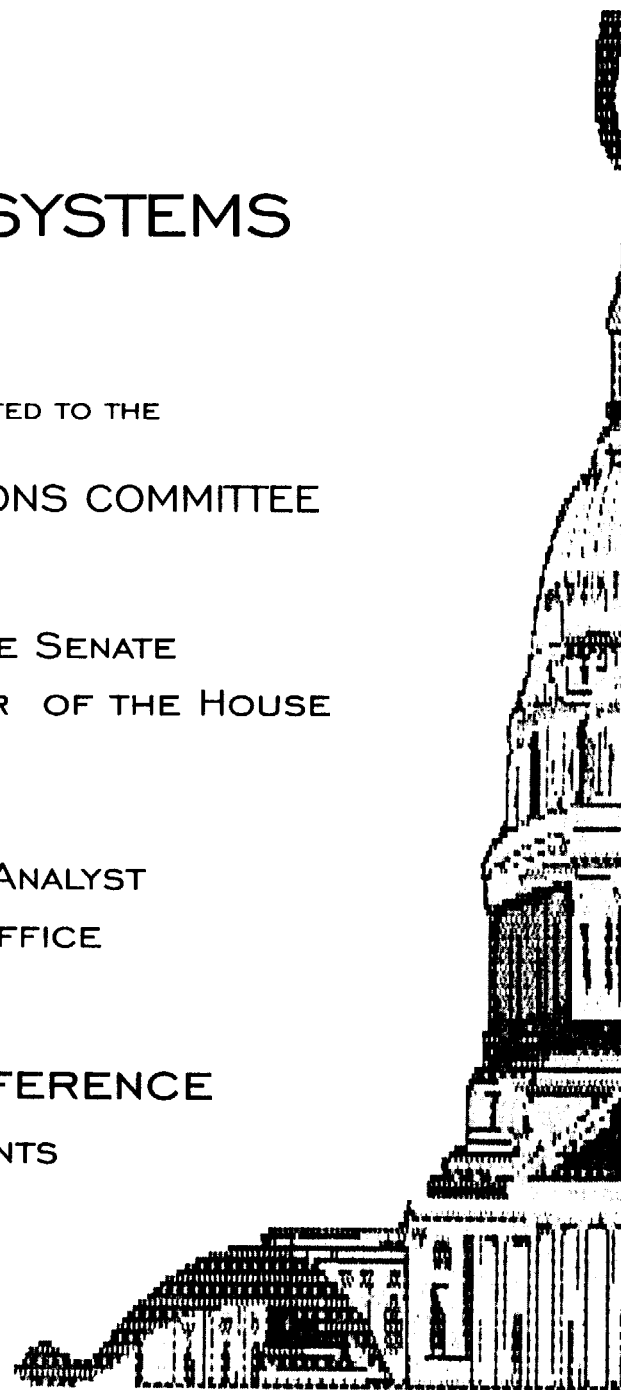
RANDY L. EWING, PRESIDENT OF THE SENATE  
HUNTINGTON BLAIR DOWNER, JR., SPEAKER OF THE HOUSE

PREPARED BY:  
CHRISTOPHER A. KEATON, FISCAL ANALYST  
LOUISIANA LEGISLATIVE FISCAL OFFICE

SOUTHERN LEGISLATIVE CONFERENCE  
COUNCIL OF STATE GOVERNMENTS

1998

JOHN R. ROMBACH  
LEGISLATIVE FISCAL OFFICER



This public document was published at a total cost of \$750.00. 175 copies of this public document were published in this first printing. This document was published for the Louisiana Legislative Fiscal Office, Post Office Box 44097, Baton Rouge, Louisiana 70804 by the Louisiana Senate, Post Office Box 94183, Baton Rouge, Louisiana 70804 in an effort to provide legislators, staff and the general public with an accurate summary of Adult Correctional Systems Comparative Data for FY 1998. This material was printed in accordance with the standard for printing by state agencies established pursuant to R.S. 43.31.

# ADULT CORRECTIONAL SYSTEMS

A COMPARATIVE DATA REPORT SUBMITTED TO THE  
FISCAL AFFAIRS AND GOVERNMENT OPERATIONS COMMITTEE

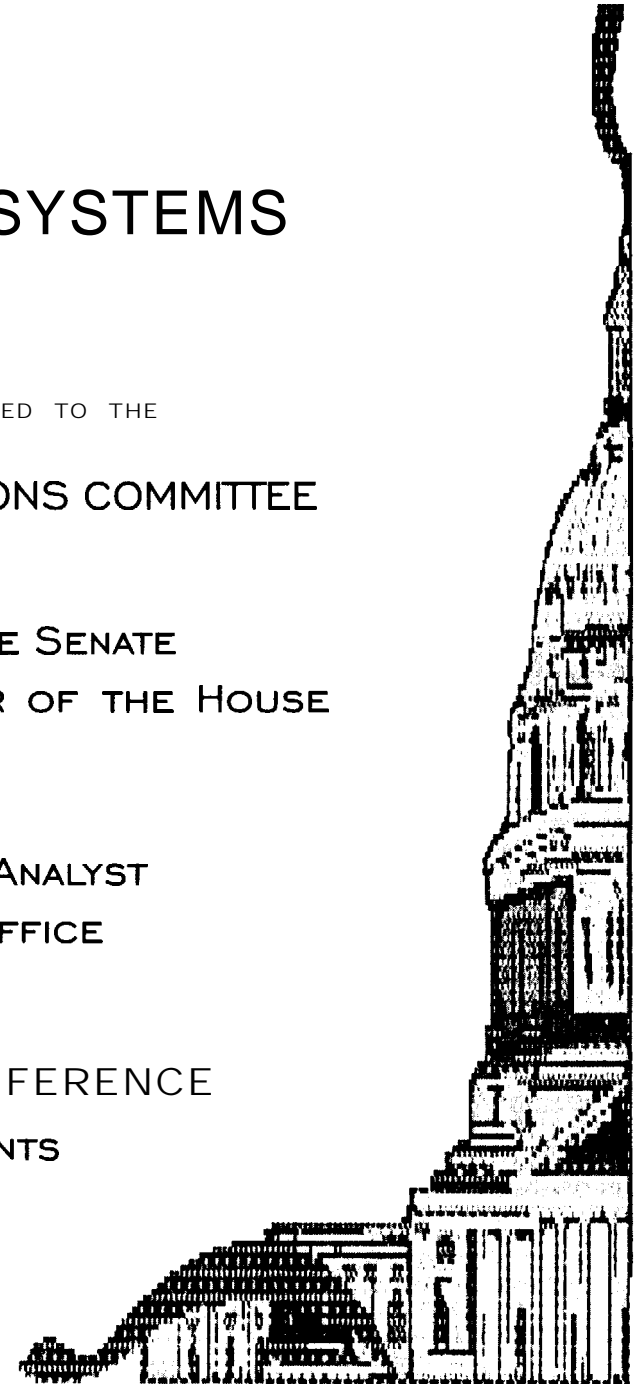
RANDY L. EWING, PRESIDENT OF THE SENATE  
HUNTINGTON BLAIR DOWNER, JR., SPEAKER OF THE HOUSE

PREPARED BY:  
CHRISTOPHER A. KEATON, FISCAL ANALYST  
LOUISIANA LEGISLATIVE FISCAL OFFICE

SOUTHERN LEGISLATIVE CONFERENCE  
COUNCIL OF STATE GOVERNMENTS

1998

JOHN R. ROMBACH  
LEGISLATIVE FISCAL OFFICER



# ADULT CORRECTIONAL SYSTEMS

## TABLE OF CONTENTS

	<u>PAGE</u>
PREFACE	
INTRODUCTION AND METHODOLOGY	
I. INMATE POPULATION TRENDS AND INCARCERATION RATES . . . . .	1 - 6
II. PRISON AND JAIL CAPACITIES . . . . .	7 - 14
III. BUDGETARY ISSUES . . . . .	15 - 18
IV. STAFFING PATTERNS AND INMATE VIOLENT INCIDENTS . . . . .	19 - 27
V. PROJECTED COSTS OF NEW PRISONS . . . . .	28 - 30
VI. PROBATION AND PAROLE . . . . .	31 - 36
VII. REHABILITATION. . . . .	37 - 38
VIII. PRISON INDUSTRIES . . . . .	39 - 41
IX. PRIVATIZATION . . . . .	42 - 44

TABLE OF CONTENTS  
(CONTINUED)

	<u>PAGE</u>
X. STATE PROFILES . . . . .	
ALABAMA . . . . .	45 - 49
ARKANSAS. . . . .	50 - 58
FLORIDA. . . . .	59 - 64
GEORGIA . . . . .	65 - 70
KENTUCKY . . . . .	71 - 75
LOUISIANA . . . . .	76 - 82
MARYLAND . . . . .	83 - 87
MISSISSIPPI . . . . .	88 - 92
MISSOURI . . . . .	93 - 98
NORTH CAROLINA . . . . .	99 - 105
OKLAHOMA. . . . .	106 - 111
SOUTH CAROLINA . . . . .	112 - 117
TENNESSEE . . . . .	118 - 123
TEXAS . . . . .	124 - 130
VIRGINIA . . . . .	131 - 135
WEST VIRGINIA . . . . .	136 - 140

## PREFACE

IN REVIEWING THE TRADITIONAL GOALS OF CORRECTIONS, INCLUDING PUNISHMENT, INCAPACITATION, DETERRENCE AND REHABILITATION, IT APPEARS THAT A GROWING SEGMENT OF SOCIETY CURRENTLY DEMANDS THE PUNISHMENT AND INCAPACITATION OF THE OFFENDER OVER REHABILITATION AND DETERRENCE AS THE PRIMARY OBJECTIVE ON IMPRISONMENT. CONGRESS HAS ALSO REFLECTED A REDUCED BELIEF IN THE VALUE OF REHABILITATION SUCH AS "SAFE STREETS" AND "3-STRIKES YOU'RE OUT" BILLS AS WELL AS THE PRESIDENT'S "WAR ON CRIME" AND "GET TOUGH" CAMPAIGNS. ONE CAN ASK THE QUESTION, "DOES THIS IMPLY THAT REHABILITATIVE AND DETERRENT TECHNIQUES ARE BEING ABANDONED NATIONALLY?" SOME WOULD SAY THE ANSWER IS "NO", IT SIMPLY MEANS THAT SUCH SITUATIONS AS OVERCROWDING, PUBLIC FRUSTRATION WITH CRIME, UNAVAILABILITY OF FUNDS, AND THE IMMEDIATE SOCIAL BENEFITS RESULTING FROM INCAPACITATION ARE BEGINNING TO REPLACE THE MORE HARDER TO ACHIEVE EFFECTS OF REHABILITATION AND DETERRENCE. AS YOU REVIEW THIS DOCUMENT YOU WILL SEE THAT THE NUMBER OF THOSE ENTERING THE CRIMINAL JUSTICE SYSTEM IS STEADILY INCREASING. EVEN IN SPITE OF INCREASES IN CORRECTIONS SPENDING, NEWLY CONSTRUCTED FACILITIES, AND INNOVATIVE PROGRAMS IMPLEMENTED TO REHABILITATE THOSE INCARCERATED, PRISON CAPACITIES ARE REACHING THE MAXIMUM.

IN THE LAST 10 YEARS THE INMATE POPULATION IN THE SLC HAS MORE THAN DOUBLED FROM APPROXIMATELY 200,000 TO ALMOST 500,000. THE SOUTHERN STATES ARE ALSO PROJECTING THAT THE INCARCERATION RATE WILL INCREASE BY APPROXIMATELY 56% IN THE NEXT TEN YEARS. WITH ALMOST ALL OF THE STATES' PRISONS EXCEEDING 90% CAPACITY COUPLED WITH THE PROJECTED INCREASE IN THE INMATE POPULATION, STATES WILL BE FACED WITH THE DILEMMA OF FINANCING NEW FACILITIES AND ULTIMATELY INCREASING OPERATING COSTS. IN ADDITION TO THIS, STATES HAVE ENACTED VARIOUS LAWS, SOME OF WHICH ARE FEDERALLY MANDATED, WHICH WILL INSURE AN INCREASE IN THE INMATE POPULATION, SUCH AS THE ELIMINATION OF "GOOD TIME" IN WHICH AN INMATE'S SENTENCE IS REDUCED DUE TO GOOD BEHAVIOR, AND "TRUTH IN SENTENCING" LEGISLATION (WHERE INMATES MUST SERVE 85% OF THEIR SENTENCE).

ALTHOUGH THIS SURVEY MAINLY FOCUSES ON INCAPACITATION, THE IMPORTANCE OF REHABILITATION IN THE CORRECTIONAL SYSTEM IS REALIZED. WHILE INCAPACITATION TEMPORARILY PREVENTS THE INDIVIDUAL FROM COMMITTING FURTHER CRIMES. AGAINST FREE SOCIETY, IT DOES NOT ADDRESS THE UNDERLYING CAUSES CONTRIBUTING TO THE CRIMES NOR ALWAYS PROMOTE DETERRENCE. WHILE THE CURRENT CRISIS OF OVERCROWDING HAS TEMPORARILY SLOWED THE OBJECTIVE OF REHABILITATION, CORRECTIONS DEPARTMENTS MUST CONTINUE TO KEEP AS ONE OF THEIR PRIMARY GOALS, THAT OF CRIME CONTROL THROUGH OFFENDER REHABILITATION AND DETERRENCE.

## INTRODUCTION AND METHODOLOGY



## INTRODUCTION

THIS REPORT IS THE TWENTY-THIRD IN A SERIES OF ANNUAL PRESENTATIONS TO THE FISCAL AFFAIRS AND GOVERNMENT OPERATIONS COMMITTEE OF THE SOUTHERN LEGISLATIVE CONFERENCE. THE REPORT INCLUDES A SUMMARY OF KEY FINDINGS AND STATISTICAL TABLES BASED UPON A QUESTIONNAIRE DISTRIBUTED TO EACH MEMBER STATE IN JULY, 1998.

MANY THANKS TO THE LEGISLATIVE STAFF AND CORRECTIONAL AGENCY STAFF WHO PROVIDED THE REQUESTED INFORMATION. THANKS ALSO TO SEVERAL CO-WORKERS WHO ASSISTED WITH THE PREPARATION OF THIS REPORT: CYNTHIA H. DOUGLAS, GLORIA WARREN, JEAN PEDERSEN, STEPHANIE BLANCHARD, CAROLYN NICKLAS, AND GORDON MONK.

CHRISTOPHER A. KEATON  
LEGISLATIVE FISCAL ANALYST  
LOUISIANA LEGISLATIVE FISCAL OFFICE  
P. O. Box 44097  
BATON ROUGE, LOUISIANA 70804  
(504) 342-7233  
FAX (504) 342-7243  
EMAIL KEATONC@LEGIS.STATE.LA.US

## METHODOLOGY

THE PURPOSE OF THIS REPORT IS TO PROVIDE LEGISLATORS AND STAFF IN EACH STATE WITH A REFERENCE DOCUMENT WHICH CAN BE USED TO COMPARE CORRECTIONS PROGRAMS IN A PARTICULAR STATE TO OTHERS THROUGHOUT THE SOUTHERN REGION.

A QUESTIONNAIRE WAS SENT TO EACH OF THE 16 STATES IN THE SOUTHERN LEGISLATIVE CONFERENCE. THE INFORMATION REPORTED IN THIS SURVEY IS TAKEN DIRECTLY FROM THE RETURNED SURVEYS, UNLESS SO NOTED. IN ADDITION TO GROUP REPORTING OF LIKE DATA, SELECTED DATA FROM THE STATES HAS BEEN COMPILED INTO A "CORRECTIONS STATE PROFILE" FOR EACH STATE. THESE INCLUDE, BUT ARE NOT LIMITED TO, SELECTED CHARACTERISTICS OF ADULT INMATES AND MAJOR STATE INITIATIVES. ADDITIONAL INFORMATION HAS BEEN INCLUDED FOR NORTH CAROLINA AND SOUTH CAROLINA REGARDING THE DISTRIBUTION OF THE ADULT INMATE POPULATION BY TYPE OF INSTITUTION DUE TO INCONSISTENCIES IN THE DEFINITION FOR LEVEL OF SECURITY OR CONTAINMENT.

IT SHOULD BE NOTED THAT ALTHOUGH IDENTICAL SURVEYS WERE SENT TO EACH STATE, THERE MAY BE CERTAIN INCONSISTENCIES DUE TO DIFFERENCES IN INTERPRETATION OF CORRECTIONS DATA. WE HAVE ATTEMPTED TO ADJUST THESE INCONSISTENCIES WHEN MAKING COMPARISONS AMONG STATES. TO THE BEST OF OUR ABILITY THIS HAS BEEN DONE WITH EACH STATE'S PRIOR APPROVAL.

16 OF THE 16 SLC STATES RESPONDED TO THE SURVEY.

NOTE: FOR PURPOSES OF THIS REPORT "N/A" DENOTES THAT THE REQUESTED INFORMATION WAS NOT AVAILABLE FOR REPORTING.

# INMATE POPULATION TRENDS AND INCARCERATION RATES

THE INMATE POPULATION HOUSED IN STATE CORRECTIONAL FACILITIES THROUGHOUT THE SOUTHERN LEGISLATIVE CONFERENCE REGION INCREASED BY 22,537 OR 4.9 PERCENT FROM JULY 1, 1997 TO JULY 1, 1998. (BASED ON FIGURES REPORTED IN PREVIOUS YEARS SURVEYS.) THE RATE OF CHANGE FOR EACH STATE VARIED WIDELY, FROM A 18.1 PERCENT INCREASE IN ARKANSAS TO A 0.5 PERCENT DECREASE IN MARYLAND. A 16 YEAR TREND SUMMARY OF THE GROWTH OF INMATES HOUSED IN STATE CORRECTIONAL SYSTEMS AS OF JULY 1 OF EACH YEAR IS PRESENTED BELOW. (THE VARIATIONS IN THIS TABLE PRIOR TO 1994 REFLECT THE ADDITION OF MISSOURI TO THE SOUTHERN LEGISLATIVE CONFERENCE.) NOTE: THESE NUMBERS HAVE BEEN REVISED WHERE NOTED BASED ON ADJUSTMENTS PROVIDED BY THE MEMBER STATES.

YEAR	NUMBER OF INMATES	% INCREASE
1-JUL-82	168,378	
1-JUL-83	183,325	8.9%
1-JUL-84	185,756	1.3%
1-JUL-85	196,251	5.6%
1-JUL-86	204,075	4.0%
1-JUL-87	214,786	5.2%
1-JUL-88	221,990	3.4%
1-JUL-89	236,492	6.5%
1-JUL-90	264,283	11.8%
1-JUL-91	282,046	6.7%
1-JUL-92	297,037	5.3%
1-JUL-93	325,232	9.5%
1-JUL-94	351,833	8.2%
1-JUL-95	414,717	17.9%
1-JUL-96	443,114	6.8%
1-JUL-97	464,593	4.8%
1-JUL-98	487,130	4.9%

BETWEEN 1988 AND 1998 THE RESIDENT POPULATION OF THE SIXTEEN STATE SOUTHERN LEGISLATIVE CONFERENCE REGION INCREASED FROM 83.3 MILLION TO 98.3 MILLION, A 17.9 PERCENT INCREASE. DURING THAT SAME TIME PERIOD, THE NUMBER OF STATE INMATES (INCLUDING STATE INMATES HOUSED IN LOCAL JAILS) INCREASED BY 133 PERCENT FROM 224,155 TO 522,236. NOT SURPRISINGLY, THE INCARCERATION RATE IN THE SLC REGION, WHICH IS THE NUMBER OF INMATES PER ONE HUNDRED THOUSAND INHABITANTS, INCREASED FROM 268.9 IN 1988 TO 531.1 IN 1998 AND CONTINUED TO EXCEED THE U.S. INCARCERATION RATE WHICH INCREASED FROM 255.3 IN 1988 TO 455.2 IN 1998.

YEAR	SLC TOTAL POPULATION (THOUSANDS)	U.S. POPULATION (THOUSANDS)	SLC TOTAL STATE INMATES (INCL. JAILS)	*U.S. INMATES	SLC STATE INMATES/ 100,000 POP.	U.S. INMATES/ 100,000 POP.
1988	83,364	245,785	224,155	627,600	268.9	255.3
1998	98,326	267,636	522,236	1,218,256	531.1	455.2

\*DECEMBER 31, 1987 AND 1997 DATA REPORTED.

THE NUMBER OF STATE INMATES HOUSED IN LOCAL JAILS ACCOUNTS FOR 6.7 PERCENT OF THE TOTAL INMATE POPULATION OF 522,236 HOUSED IN BOTH STATE FACILITIES AND LOCAL JAILS. THE NUMBER OF STATE INMATES HOUSED IN LOCAL JAILS INCREASED 14.2 PERCENT FROM 1997 TO 1998. AS OF JULY 1, 1998, THERE WERE 35,106 STATE INMATES HOUSED IN LOCAL JAILS, COMPARED TO 30,725 ON JULY 1, 1997. (SOME STATES PROVIDED DATA FOR DIFFERENT DATES.)

FIFTEEN OF THE SIXTEEN STATES SURVEYED PROVIDED PROJECTIONS OF THE GROWTH OF THEIR INMATE POPULATIONS HOUSED IN STATE FACILITIES TO THE YEAR 2003. THESE STATES EXPECT VARYING INCREASES FROM 1998 TO 2003 IN THE NUMBER OF INMATES, FROM 0.4 PERCENT IN TEXAS TO 104.8 PERCENT IN WEST VIRGINIA. EIGHT STATES PROJECTED INMATE POPULATIONS TO THE YEAR 2008. PREDICTED INCREASES DURING THE TEN-YEAR PERIOD RANGE FROM 38.6 PERCENT IN ARKANSAS TO 166.2 PERCENT IN WEST VIRGINIA.

# ADULT INMATE POPULATION HOUSED IN STATE CORRECTIONAL FACILITIES

STATE	INMATE POPULATION (A)		INMATES PER 100,000 POP. (B)	RANK IN SLC	INMATE POPULATION CHANGE			
	1-JUL-97	1-JUL-98			94 TO 95	95 TO 96	96 TO 97	97 TO 98
ALABAMA	20,422	20,353	471.2	6	7.6%	7.8%	0.3%	-0.3%
ARKANSAS	8,750	10,336	409.8	12	-0.3%	-0.5%	5.8%	18.1%
FLORIDA	64,713	66,280	452.3	7	10.7%	4.0%	0.6%	2.4%
GEORGIA	36,339	38,489	514.1	4	16.8%	2.1%	4.7%	5.9%
KENTUCKY	11,069	11,610	297.1	14	8.3%	3.6%	7.0%	4.9%
LOUISIANA	17,876	18,679	429.2	10	0.1%	7.7%	2.6%	4.5%
MARYLAND	22,194	22,074	433.3	9	2.6%	2.9%	1.3%	-0.5%
MISSISSIPPI	14,762	15,991	585.5	2	-10.8%	18.1%	32.4%	8.3%
MISSOURI	23,695	25,502	472.1	5	11.8%	8.1%	15.6%	7.6%
NORTH CAROLINA	30,737	31,840	428.8	11	16.8%	10.4%	8.1%	3.6%
OKLAHOMA	14,845	14,886	448.8	8	9.2%	2.6%	2.1%	0.3%
SOUTH CAROLINA	20,121	20,971	557.7	3	2.6%	10.0%	-0.3%	4.2%
TENNESSEE	14,123	15,425	287.4	15	3.5%	4.4%	5.5%	9.2%
TEXAS	138,861	145,973	750.9	1	43.0%	13.4%	5.1%	5.1%
VIRGINIA	24,958	26,279	390.2	13	18.1%	7.8%	0.4%	5.3%
WEST VIRGINIA	2,414	2,442	134.5	16	13.7%	10.9%	-2.4%	1.2%
TOTAL	465,879	487,130	495.4		16.7%	8.1%	4.7%	4.6%

(A) INCARCERATION RATES SHOWN ARE FOR INMATES IN STATE FACILITIES ONLY.

FOR TOTAL INCARCERATION RATES SEE TABLE "STATE INMATES IN STATE AND LOCAL JAILS."


(B) POPULATION DATA FROM BUREAU OF THE CENSUS, POPULATION ESTIMATES BRANCH.

GROWTH OF ADULT  
INMATE POPULATION HOUSED IN STATE FACILITIES  
1988 TO 1998

STATE	INMATE POPULATION		TOTAL INCREASE 1988-1998	PERCENT INCREASE
	1-JUL-88 (A)	1-JUL-98		
ALABAMA	11,453	20,353	8,900	77.7%
ARKANSAS	5,361	10,336	4,975	92.8%
FLORIDA	33,498	66,280	32,782	97.9%
GEORGIA	19,117	38,489	19,372	101.3%
KENTUCKY	5,880	11,610	5,730	97.4%
LOUISIANA	12,098	18,679	6,581	54.4%
MARYLAND	13,680	22,074	8,394	61.4%
MISSISSIPPI	6,900	15,991	9,091	131.8%
MISSOURI	11,922	25,502	13,580	113.9%
NORTH CAROLINA	17,427	31,840	14,413	82.7%
OKLAHOMA	10,133	14,886	4,753	46.9%
SOUTH CAROLINA	13,976	20,971	6,995	50.1%
TENNESSEE	7,397	15,425	8,028	108.5%
TEXAS	39,652	145,973	106,321	268.1%
VIRGINIA	11,953	26,279	14,326	119.9%
WEST VIRGINIA	1,543	2,442	899	58.3%
TOTAL	221,990	487,130	265,140	119.4%

(A) AS REPORTED IN 1989 SURVEY.

GROWTH OF INMATE POPULATION  
(STATE FACILITIES ONLY, 1988 TO 1998)





PROJECTED ADULT INMATE POPULATION (STATE FACILITIES)

STATE	1-JUL-98	PROJECTED		PERCENT OF INCREASE		
		2003	2008	1998 to 2003		1998 to 2008
ALABAMA	20,353	27,793	32,565	36.6%		60.0%
ARKANSAS	10,336	12,691	14,322	22.8%		38.6%
FLORIDA	66,280	88,301	N/A	33.2%		N/A
GEORGIA	38,489	N/A	N/A	N/A		N/A
KENTUCKY	11,610	20,165	N/A	73.7%		N/A
LOUISIANA	18,679	22,905	27,105	22.6%		45.1%
MARYLAND	22,074	23,800	N/A	7.8%		N/A
MISSISSIPPI	15,991	22,211	24,963 (A)	38.9%		56.1%
MISSOURI	25,502	34,203	44,850	34.1%		75.9%
NORTH CAROLINA	31,840	31,828	N/A	0.0%		N/A
OKLAHOMA	14,886	21,274	21,782	42.9%		46.3%
SOUTH CAROLINA	20,971	23,551	N/A	N/A		N/A
TENNESSEE	15,425	25,686	N/A	66.5%		N/A
TEXAS	145,973	146,528	N/A	0.4%		N/A
VIRGINIA	26,279	33,289	37,663	26.7%		43.3%
WEST VIRGINIA	2,442	5,000	6,500	104.8%		166.2%
TOTAL (B)	487,130	539,225	209,750	20.2%		56.0%

(A) BASED ON 2006 FIGURES.

(B) THESE FIGURES ONLY REFLECT REPORTING STATES AND DO NOT REFLECT THE SLC TOTAL.

## PRISON AND JAIL CAPACITIES

ON JULY 1, 1998, INMATE POPULATION EXCEEDED CAPACITY IN EIGHT OF SIXTEEN STATES REPORTING THE MAXIMUM DESIGN CAPACITY OF THEIR STATE CORRECTIONAL FACILITIES. THE PERCENT OF CAPACITY RANGED FROM 91 PERCENT IN SOUTH CAROLINA TO 130 PERCENT IN OKLAHOMA, WITH THE AVERAGE FOR THE REGION AT 100 PERCENT.

STATES WERE ASKED TO ASCERTAIN THE PERCENTAGE OF INMATES HOUSED IN VARIOUS LEVELS OF SECURITY. THE LEVELS RANGED FROM ONE TO THREE.

\*\*A LEVEL ONE INSTITUTION IS AN INSTITUTION WITH MAXIMUM SECURITY INMATES (EXTENDED LOCKDOWN AND WORKING CELL BLOCKS), MEDIUM AND MINIMUM SECURITY INMATES.

\*\*A LEVEL TWO INSTITUTION CONSISTS OF MAXIMUM SECURITY INMATES (WORKING CELL BLOCKS), MEDIUM AND MINIMUM SECURITY INMATES OR AN INSTITUTION WITH MEDIUM AND MINIMUM SECURITY INMATES.

\*\*A LEVEL THREE INSTITUTION CONTAINS MINIMUM SECURITY INMATES ONLY.

OF THE INMATES IN STATE PRISONS, 19.2 PERCENT ARE IN LEVEL ONE INSTITUTIONS, 44.8 PERCENT ARE IN LEVEL TWO INSTITUTIONS, 20.2 PERCENT ARE IN LEVEL THREE INSTITUTIONS, 4.2 PERCENT ARE IN COMMUNITY BASED CENTERS, AND 11.6 PERCENT ARE IN OTHER SETTINGS (EXCLUDING LOCAL JAILS). (TWO STATES DID NOT PROVIDE DATA FOR LEVELS I, II, AND III).

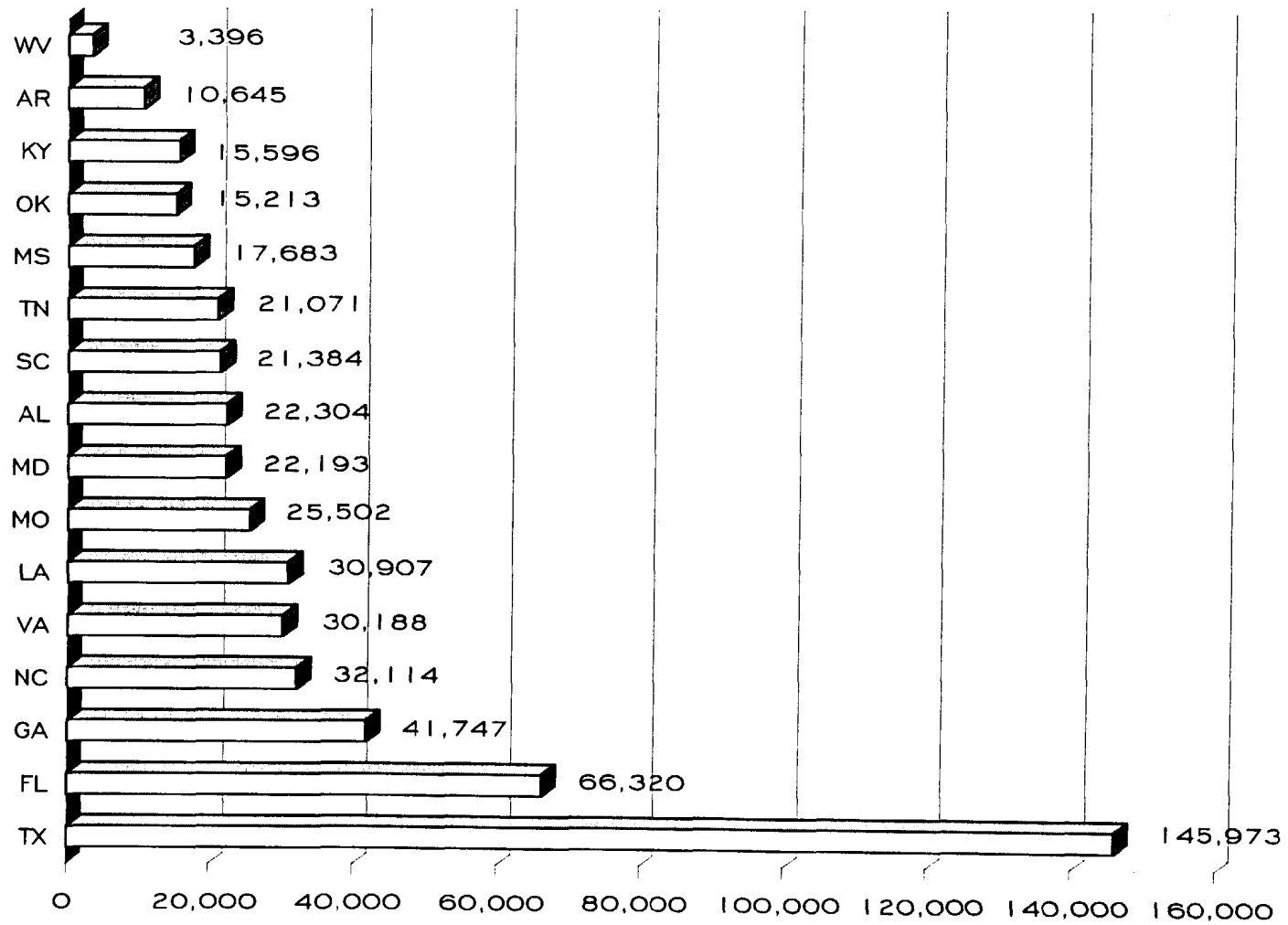
OF THE SIXTEEN STATES SURVEYED, 14 CONFINED INMATES IN LOCAL JAILS. THE SHIFTING OF INMATES TO THE LOCAL LEVEL HAS CAUSED SOME JAILS TO HOUSE INMATES IN EXCESS OF DESIGNED CAPACITIES. OF THE TEN STATES REPORTING LOCAL JAIL CAPACITY DATA, 26,560 STATE INMATES FILLED APPROXIMATELY 13.9 PERCENT OF THOSE BEDS. LOCAL JAIL POPULATIONS EXCEED REPORTED CAPACITY IN SIX OF THE ELEVEN STATES REPORTING TOTAL JAIL POPULATIONS.

STATE INMATES HOUSED IN STATE AND LOCAL JAILS  
(As of July 1, 1998)

STATE	STATE INMATES		TOTAL STATE INMATES	TOTAL STATE INMATES PER 100,000 POP. (A)	RANK IN SLC
	STATE FACILITIES	LOCAL JAILS			
ALABAMA	20,353	1,951	22,304	516.4	6
ARKANSAS	10,336	309	10,645	422.1	13
FLORIDA	66,280	40	66,320	452.6	9
GEORGIA	38,489	3,258	41,747	557.7	5
KENTUCKY	11,610	3,986	15,596	399.1	14
LOUISIANA	18,679	12,228	30,907	710.2	2
MARYLAND	22,074	119	22,193	435.7	11
MISSISSIPPI	15,991	1,692	17,683	647.5	3
MISSOURI	25,502	0	25,502	472.1	7
NORTH CAROLINA	31,840	274	32,114	432.5	12
OKLAHOMA	14,886	327	15,213	458.6	8
SOUTH CAROLINA	20,971	413	21,384	568.7	4
TENNESSEE	15,425	5,646	21,071	392.5	15
TEXAS	145,973	0	145,973	750.9	1
VIRGINIA	26,279	3,909	30,188	448.3	10
WEST VIRGINIA	2,442	954	3,396	187.0	16
TOTAL	487,130	35,106	522,236	531.1	

(A) POPULATION DATA FROM BUREAU OF THE CENSUS, POPULATION ESTIMATES BRANCH.

STATE INMATES HOUSED IN STATE AND LOCAL JAILS  
(AS OF JULY 1, 1998)

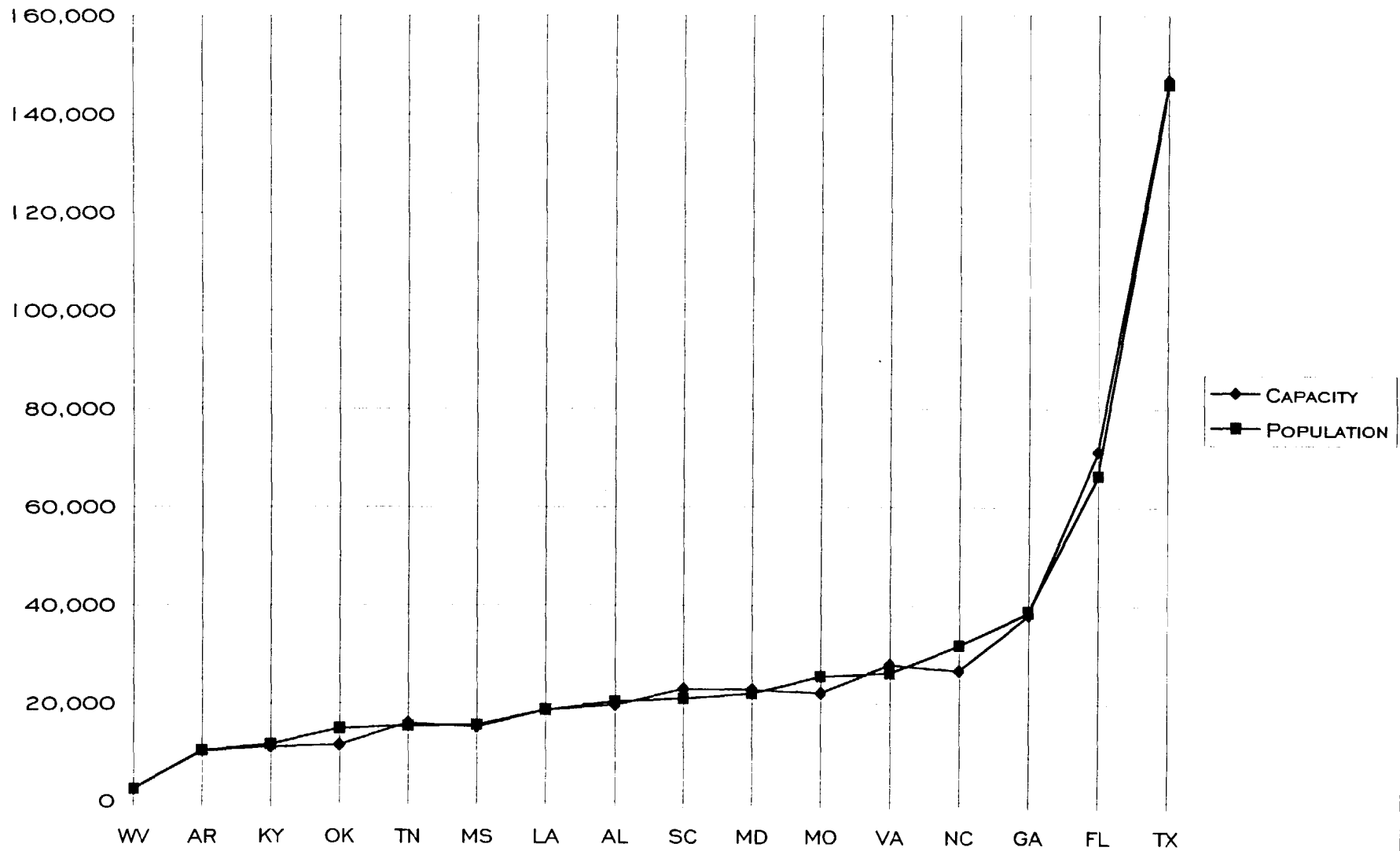


POPULATION AND CAPACITY OF STATE CORRECTIONAL FACILITIES

(As of JULY 1, 1998)

STATE	INMATE POPULATION	MAXIMUM DESIGN CAPACITY	PERCENT OF CAPACITY
ALABAMA	20,353	19,665	103%
ARKANSAS	10,336	10,208	101%
FLORIDA	66,280	71,253	93%
GEORGIA	38,489	38,076	101%
KENTUCKY	11,610	11,021	105%
LOUISIANA	18,679	18,679	100%
MARYLAND	22,074	22,828	97%
MISSISSIPPI	15,991	15,187	105%
MISSOURI	25,502	24,795	103%
NORTH CAROLINA	31,840	26,710	119%
OKLAHOMA	14,886	11,439	130%
SOUTH CAROLINA	20,971	22,928	91%
TENNESSEE	15,425	16,004	96%
TEXAS	145,973	146,771	99%
VIRGINIA	26,279	27,942	94%
WEST VIRGINIA	2,442	2,450	100%
TOTAL	487,130	485,956	100%

POPULATION AND CAPACITY OF STATE CORRECTIONAL FACILITIES



# DISTRIBUTION OF ADULT INMATE POPULATION BY TYPE OF INSTITUTION

(AS OF JULY 1, 1998)

STATE	LEVEL ONE		LEVEL TWO		LEVEL THREE		COMMUNITY BASED		OTHER		TOTAL
	INMATES	%	INMATES	%	INMATES	%	INMATES	%	INMATES	%	
ALABAMA	5,325	26.2%	8,648	42.5%	2,372	11.7%	3,401	16.7%	607	3.0%	20,353
ARKANSAS	2,170	21.0%	5,065	49.0%	2,655	25.7%	446	4.3%	0	0.0%	10,336
FLORIDA	4,709	7.1%	58,899	88.9%	0	0.0%	2,587	3.9%	85 (A)	0.1%	66,280
GEORGIA	N/A	N/A	N/A	N/A	N/A	N/A	691	1.8%	37,798	98.2%	38,489
KENTUCKY	840	7.2%	7,954	68.5%	2,312	19.9%	504	4.3%	0	0.0%	11,610
LOUISIANA	8,893	47.6%	8,004	42.9%	673	3.6%	631	3.4%	478	2.6%	18,679
MARYLAND	1,873	8.5%	13,305	60.3%	3,996	18.1%	2,183	9.9%	717	3.2%	22,074
MISSISSIPPI	1,951	12.2%	8,554	53.5%	1,030	6.4%	1,176	7.4%	3,280	20.5%	15,991
MISSOURI	9,006	35.3%	3,323	13.0%	8,334	32.7%	2,640	10.4%	2,199	8.6%	25,502
NORTH CAROLINA	4,049	12.7%	15,195	47.7%	12,591	39.5%	0	0.0%	5	0.0%	31,840
OKLAHOMA	1,367	9.2%	4,628	31.1%	6,701	45.0%	1,851	12.4%	339	2.3%	14,886
SOUTH CAROLINA	3,536	16.9%	6,215	29.6%	9,921	47.3%	0	0.0%	1,299	6.2%	20,971
TENNESSEE	2,140	13.9%	12,873	83.5%	412	2.7%	0	0.0%	0	0.0%	15,425
TEXAS	46,780	32.0%	42,348	29.0%	45,029	30.8%	2,485	1.7%	9,331 (B)	6.4%	145,973
VIRGINIA (C)	347	1.3%	22,034	83.8%	1,907	7.3%	1,691	6.4%	300	1.1%	26,279
WEST VIRGINIA	360	14.7%	1,280	52.4%	654	26.8%	148	6.1%	0	0.0%	2,442
TOTAL	93,346	19.2%	218,325	44.8%	98,587	20.2%	20,434	4.2%	56,438	11.6%	487,130

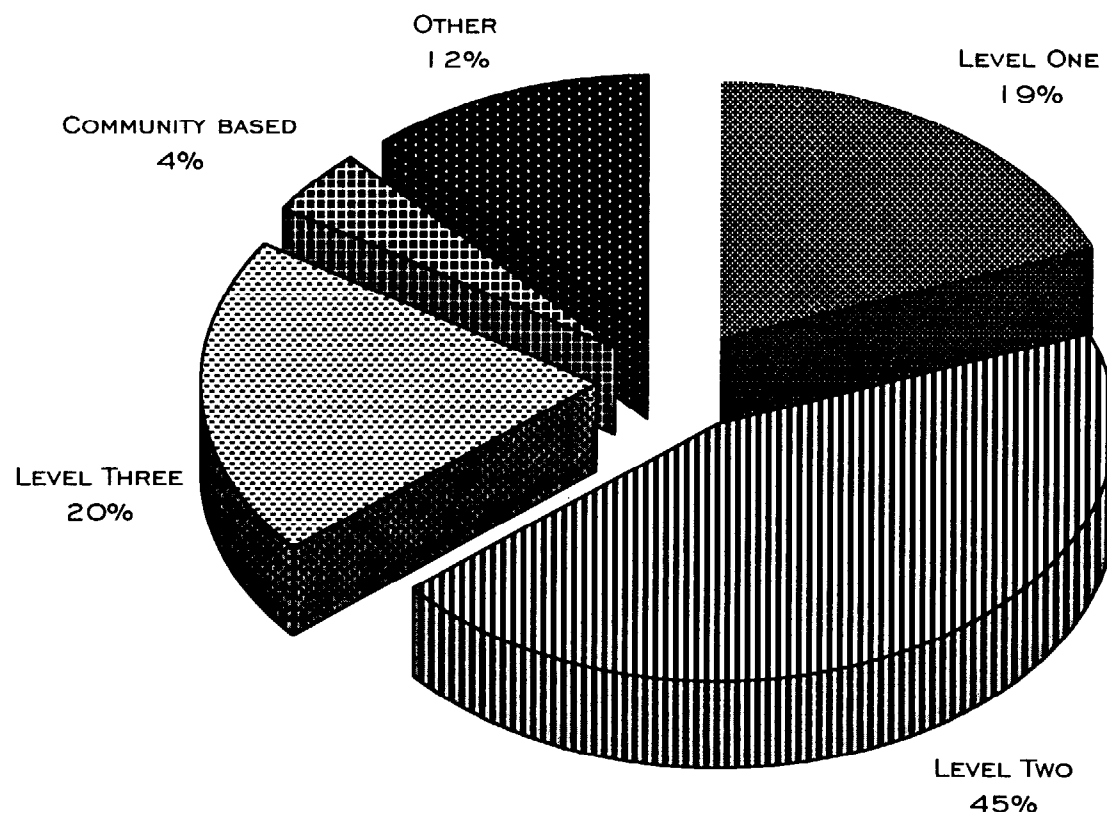
(A) FLORIDA "OTHER" REPRESENTS SUBSTANCE ABUSE FACILITIES

(B) TEXAS "OTHER" INCLUDES PSYCHIATRIC FACILITIES, MEDICAL FACILITIES AND SUBSTANCE ABUSE FACILITIES.

(C) VIRGINIA'S ADULT POPULATION INCLUDES BOOTCAMP AND DETENTION CENTERS AND PRISONERS FROM OTHER STATES.



DISTRIBUTION OF ADULT INMATE POPULATION BY TYPE OF INSTITUTION



UTILIZATION OF LOCAL JAILS  
(AS OF JULY 1, 1998)

STATE	TOTAL LOCAL JAIL POPULATION	MAX. DESIGN CAPACITY	PERCENT OF CAPACITY	NO. OF STATE INMATES	STATE PAYMENT PER	
					INMATE DAY	INMATE YEAR
ALABAMA	N/A	N/A	N/A	1,951	\$1.75 (A)	\$639
ARKANSAS	9,804	9,804	100.0%	309	\$25.00	\$9,125
FLORIDA	49,495	N/A (B)	N/A	40	\$32.00 (C)	\$11,680
GEORGIA	28,129	22,762	123.6%	3,258	\$20.00 (D)	\$7,300
KENTUCKY	9,555	8,578	111.4%	3,986	\$23.83	\$8,698
LOUISIANA	27,509	24,000	114.6%	12,228	\$23.48 (E)	\$8,570
MARYLAND	11,612	11,000	105.6%	119	(F)	(F)
MISSISSIPPI	N/A	N/A	N/A	1,692	\$20.00	\$7,300
MISSOURI	N/A	N/A	N/A	0	N/A	N/A
NORTH CAROLINA	14,198 (G)	12,476 (G)	113.8%	274	\$40.00	\$14,600
OKLAHOMA	N/A	7,265	N/A	327	\$24.00	\$8,760
SOUTH CAROLINA	8,660	7,732	112.0%	413	\$0.00 (H)	\$0
TENNESSEE	17,691	18,952	93.3%	5,646	\$38.60 (I)	\$14,089
TEXAS	57,763	68,649	84.1%	0	\$0.00	\$0
VIRGINIA	17,354 (J)	N/A (K)	N/A	3,909	\$32.87 (L)	\$11,998
WEST VIRGINIA	1,750	N/A	N/A	954	\$39.50 (M)	\$14,418
TOTAL	253,520	191,218	99.5%	35,106		
AVERAGE					\$29.03	\$10,594

(A) SOME LOCALITIES RECEIVE AN ADDITIONAL \$1.25 PER DAY BASED ON LEGISLATION.

(B) EFFECTIVE JULY 1, 1996, THE FLORIDA DEPARTMENT OF CORRECTIONS NO LONGER RATES CAPACITY FOR LOCAL JAILS. LOCAL FACILITIES REGULATE

(C) THE FLORIDA DEPARTMENT OF CORRECTIONS RECEIVED NO SPECIFIC APPROPRIATION FOR COUNTY JAIL BEDS; FUNDS ARE CURRENTLY PAID FROM THE DIVERSION BED APPROPRIATION AT \$32/PER DAY.

(D) INMATES ARE HOUSED IN JAILS ONLY UNTIL SPACE IS AVAILABLE IN THE STATE PRISON SYSTEM FOR THE INMATE. (TEMPORARY, SHORT-TERM OPTION ONLY.)

(E) ALL FACILITIES ARE REIMBURSED AT A FLAT RATE OF \$22 PER DAY EXCEPT FOR WORK RELEASE FACILITIES OPERATED BY THE SHERIFFS WHICH ARE REIMBURSED AT \$18.25, AND FOUR PARISHES WHO EARN AN ADDITIONAL \$7.00 PER INMATE PER DAY THROUGH APPROVED COOPERATIVE ENDEAVORS TO PROVIDE AND CAPITALIZE ADDITIONAL BEDS FOR THE STATE. ALL PARISHES ARE ALSO ELIGIBLE TO HAVE APPROVED EXTRAORDINARY MEDICAL EXPENSES REIMBURSED. ORLEANS PARISH IS ALSO REIMBURSED AN ADDITIONAL PER DIEM OF \$2 FOR MEDICAL EXPENSES FOR STATE INMATES AND \$7 FOR ALL INMATES SERVED BY THEIR MENTAL HEALTH UNIT.

(F) THERE ARE DIFFERENT RATES BASED ON LOCATION OF THE LOCAL FACILITY. THE ECONOMIC BASE OF THE COUNTY DETERMINES THE AMOUNT THE STATE REIMBURSES THE COUNTY FOR THE HOUSING OF STATE INMATES IN LOCAL JAILS.

(G) THIS IS BASED ON 1997 DAILY POPULATION.

(H) INMATES PERFORM WORK DUTIES AT THESE FACILITIES, THEREFORE THERE IS NO REIMBURSEMENT.

(I) TN USES FOUR METHODS OF REIMBURSEMENT: CONTRACTED AGREEMENTS, REASONABLE ALLOWABLE (NOT TO EXCEED \$35 PER INMATE PER DAY), FIXED RATE, OR A FLAT RATE OF \$25 PER INMATE PER DAY.

(J) THIS FIGURE INCLUDES 1,065 FEDERAL INMATES.

(K) THE COMMONWEALTH OF VIRGINIA DOES NOT DESIGNATE A "MAXIMUM DESIGNED BED CAPACITY FOR LOCAL JAILS" ALL JAILS HAVE A CERTIFIED RATED OPERATING CAPACITY, AS DETERMINED BY SQUARE FOOT MEASUREMENTS OF CELL, DAYROOM AND DORMITORY HOUSING AREAS.

(L) ALL FULL SERVICE LOCAL AND REGIONAL JAILS ARE PROVIDED THE SAME PER DIEM RATES (I.E. \$8 PER DIEM FOR LOCAL INMATES AND \$14 PER DIEM FOR STATE FELONS + PERSONNEL COSTS). LOCAL JAIL FARMS, WHICH HOLD MINIMUM SECURITY INMATES FOR VARIOUS WORK PROGRAMS RECEIVE \$22 FOR LOCAL INMATES AND \$28 FOR STATE FELONS AS A PER DIEM AND NO PERSONNEL MONEY.

(M) AND \$25.00 FOR COUNTY JAILS.

(N) MAXIMUM DESIGN CAPACITY FIGURES ARE FROM 1997, WITH THE EXCEPTION OF SC, TN, AND TX WHOSE FIGURES ARE FROM 1998.

## BUDGETARY ISSUES

BETWEEN 1988-89 AND 1998-99 EXPENDITURES IN THE REGION HAVE INCREASED 171.57 PERCENT WITH 15 STATES REPORTING. WITH ALL SIXTEEN STATES REPORTING, THE AVERAGE ANNUAL COST OF HOUSING AN INMATE IN AN INSTITUTION WAS \$16,270. EXPENDITURES VARIED BY TYPE OF CONFINEMENT UNIT. THE HOUSING OF STATE INMATES IN LOCAL JAILS YIELDED, ON THE AVERAGE, COST SAVINGS OF APPROXIMATELY FIFTY-FOUR PERCENT PER YEAR VERSUS STATE CORRECTIONAL FACILITIES. THE ANNUAL AVERAGE COST OF HOUSING AN INMATE IN A LOCAL JAIL WAS \$10,594 AS COMPARED TO \$19,111 IN A STATE-OPERATED LEVEL ONE INSTITUTION, \$15,653 IN A LEVEL TWO TYPE INSTITUTION, \$15,890 IN A LEVEL THREE TYPE INSTITUTION, \$11,447 IN COMMUNITY BASED TYPE PROGRAMS, AND \$13,926 IN OTHER INSTITUTIONAL SETTINGS. (IT SHOULD BE NOTED THAT THESE COSTS REFLECT ONLY THOSE SERVICES BUDGETED TO AND PROVIDED BY THE RESPECTIVE CORRECTIONS AGENCIES.)

CORRECTIONS BUDGETS  
(IN THOUSANDS OF DOLLARS)

STATE	CORRECTIONS EXPENDITURES		PROJECTED CORRECTIONS EXPENDITURES FY 98-99	PERCENT INCREASE	
	FY 88-89	FY 93-94		FY 88-89 to FY 98-99	FY 93-94 to FY 98-99
ALABAMA	\$113,931	\$149,446	\$210,856	85.07%	41.09%
ARKANSAS	\$61,852	\$93,158	\$153,160	147.62%	64.41%
FLORIDA	\$486,225	\$839,590	\$1,338,233	175.23%	59.39%
GEORGIA	\$202,407	\$405,115	\$638,594	215.50%	57.63%
KENTUCKY	\$110,168	\$162,111	\$262,967	138.70%	62.21%
LOUISIANA	\$114,180	\$185,476	\$233,609	104.60%	25.95%
MARYLAND	N/A	N/A	N/A	N/A	N/A
MISSISSIPPI	\$67,900	\$109,601	\$207,688	205.87%	89.49%
MISSOURI	\$170,563	\$219,956	\$495,018	190.23%	125.05%
NORTH CAROLINA	\$267,200	\$494,200	\$739,600	176.80%	49.66%
OKLAHOMA	\$98,605	\$156,373	\$321,396	225.94%	105.53%
SOUTH CAROLINA	\$159,329	\$207,505	\$287,446	80.41%	38.52%
TENNESSEE	\$195,017	\$284,140	\$349,583	79.26%	23.03%
TEXAS	\$622,339	\$2,213,889	\$2,084,338	234.92%	-5.85%
VIRGINIA	\$230,727	\$339,759	\$557,443	141.60%	64.07%
WEST VIRGINIA	\$24,500	\$36,000	\$63,303	158.38%	75.84%
TOTAL	\$2,924,943	\$5,896,319	\$7,943,234	171.57%	34.72%

ANNUAL OPERATING COST PER INMATE BY TYPE OF INSTITUTION (A)  
(FY 1997-98 ACTUAL)

STATE	LEVEL ONE	LEVEL TWO	LEVEL THREE	COMMUNITY BASED	OTHER	SYSTEM WIDE ANNUAL AVERAGE COST PER INMATE	SYSTEM WIDE AVERAGE COST PER INMATE DAY
ALABAMA	\$8,662	\$7,006	\$5,969	\$4,118	\$4,371	\$6,670	\$18.27
ARKANSAS	\$17,173	\$11,968	\$15,819	\$10,005	\$10,169	\$13,027	\$35.69
FLORIDA	\$25,506	\$17,757	N/A	\$10,461	N/A	\$18,436	\$50.51
GEORGIA	\$18,812	\$13,604	\$12,417	\$17,355	\$13,097	\$14,213	\$38.94
KENTUCKY	\$18,026	\$15,114	\$12,947	N/A	N/A	\$14,691	\$40.25
LOUISIANA	\$14,186	\$11,114	\$10,973	\$6,563	\$8,336	\$10,996	\$30.13
MARYLAND	N/A	N/A	N/A	N/A	N/A	\$21,159	\$57.97
MISSISSIPPI	\$11,176	\$12,454	\$15,607	\$9,023	N/A	\$12,728	\$34.87
MISSOURI	\$11,074	\$10,914	\$10,914	\$12,136	\$11,381	\$11,085	\$30.37
NORTH CAROLINA (B)	\$28,594	\$24,597	\$18,765	N/A	N/A	\$22,780	\$62.41
OKLAHOMA	\$16,334	\$14,278	\$14,571	\$10,180	\$15,192	\$14,280	\$39.12
SOUTH CAROLINA	\$9,749	\$11,881	\$11,998	N/A	\$16,918	\$12,359	\$33.86
TENNESSEE	\$26,545	\$14,382	\$19,897	\$2,143	\$14,807	\$13,982	\$38.31
TEXAS	\$12,801	\$13,370	\$13,096	N/A	\$21,509	\$14,753	\$40.42
VIRGINIA	\$20,355	\$13,825	\$14,125	\$15,125	N/A	\$17,356	\$47.55
WEST VIRGINIA	\$21,000	\$14,200	\$16,002	\$12,000	N/A	\$16,000	\$43.84
AVERAGE (C)	\$17,333	\$13,764	\$13,793	\$9,919	\$14,472	\$14,657	\$40.16

(A) ANNUAL OPERATING COSTS INCLUDE THOSE ATTRIBUTED TO EACH CORRECTIONS DEPARTMENT. EXPENDITURES ASSOCIATED WITH NON-CORRECTIONS BUDGET UNITS FOR INMATE SUPPORT ARE NOT INCLUDED.

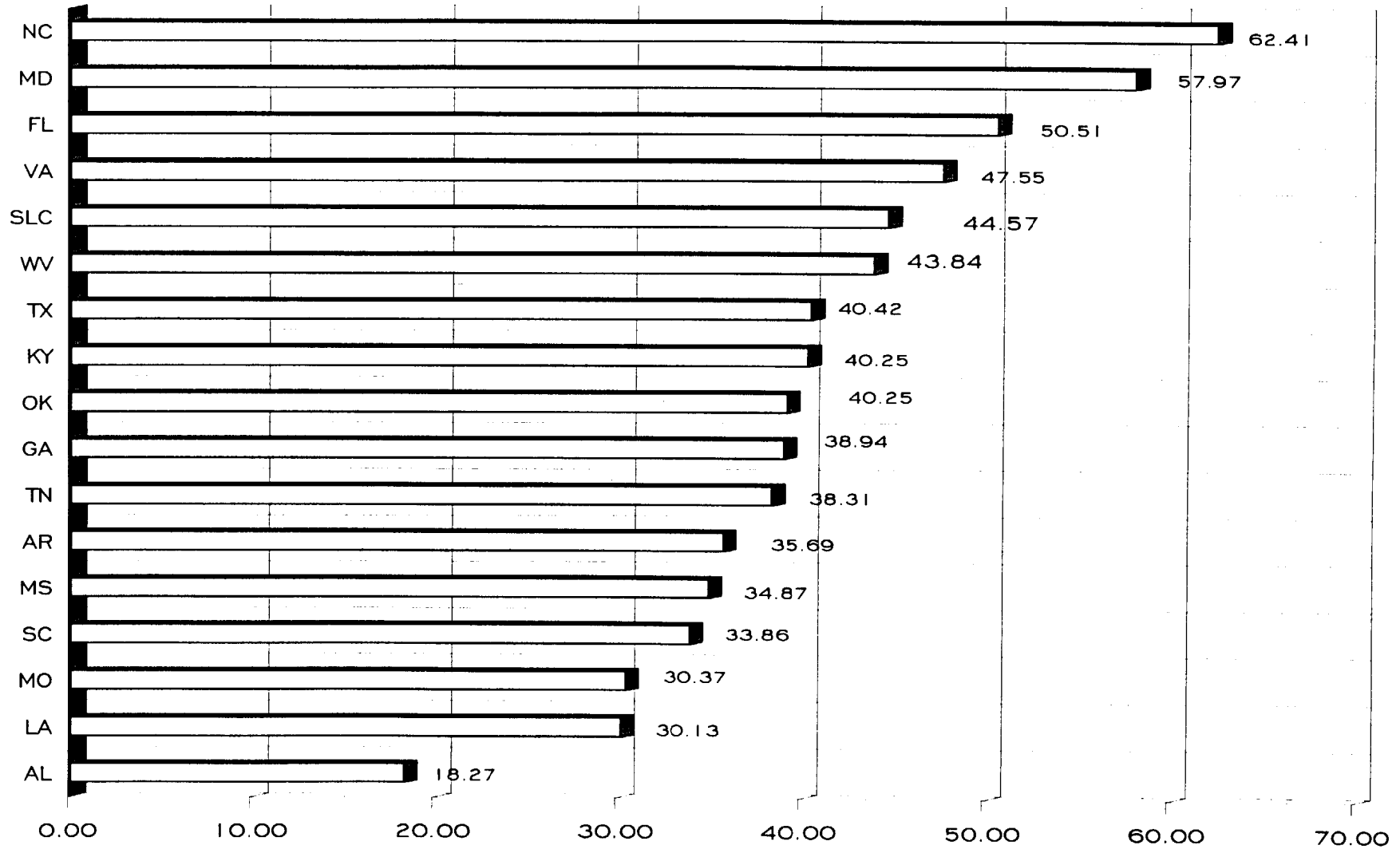
(B) ANNUAL OPERATING COST BY LEVEL OF INSTITUTION IS NOT AVAILABLE FOR NORTH CAROLINA BY THE CATEGORIES DEFINED IN THIS REPORT.

LEVEL ONE = CLOSE, LEVEL TWO = MEDIUM, AND LEVEL THREE = MINIMUM. SEE NORTH CAROLINA "STATE PROFILE" FOR FURTHER EXPLANATION.

(C) AVERAGE CALCULATION INCLUDES ONLY THOSE STATES THAT PROVIDED COST DATA.

NOTE: A LEVEL ONE INSTITUTION IS AN INSTITUTION WITH MAXIMUM SECURITY INMATES (EXTENDED LOCKDOWN AND WORKING CELL BLOCKS). MEDIUM AND MINIMUM SECURITY INMATES A LEVEL TWO INSTITUTION CONSISTS OF MAXIMUM SECURITY INMATES (WORKING CELL BLOCKS), MEDIUM AND MINIMUM SECURITY INMATES OR AN INSTITUTION WITH MEDIUM AND MINIMUM SECURITY INMATES. A LEVEL THREE INSTITUTION CONTAINS MINIMUM SECURITY INMATES ONLY.

# SYSTEM WIDE AVERAGE COST PER INMATE DAY



# STAFFING PATTERNS AND INMATE CHARACTERISTICS



THE STATES IN THE REGION WERE AUTHORIZED EMPLOYMENT OF 106,740 SECURITY OFFICERS AS OF JULY 1, 1998. APPROXIMATELY 92.4 PERCENT OF THOSE POSITIONS WERE FILLED. THERE WAS AN AVERAGE OF 5 INMATES PER SECURITY OFFICER IN THE REGION. STATE STAFFING PATTERNS VARIED FROM 3.0 IN NORTH CAROLINA TO 8.9 INMATES PER SECURITY GUARD IN ALABAMA. THE AVERAGE STARTING SALARY OF A SECURITY OFFICER WAS \$18,755, NOT INCLUDING RELATED BENEFITS. AVERAGE TRAINING REQUIREMENTS WERE 219 HOURS OF CLASSROOM WORK IN THE FIRST YEAR FOLLOWED BY 36 HOURS OF ON-THE-JOB TRAINING. STATES REQUIRE AN AVERAGE OF 35 HOURS OF IN-SERVICE TRAINING EACH YEAR THEREAFTER. (VIRGINIA ALSO REQUIRES FIREARMS QUALIFICATION EVERY TWO YEARS.)

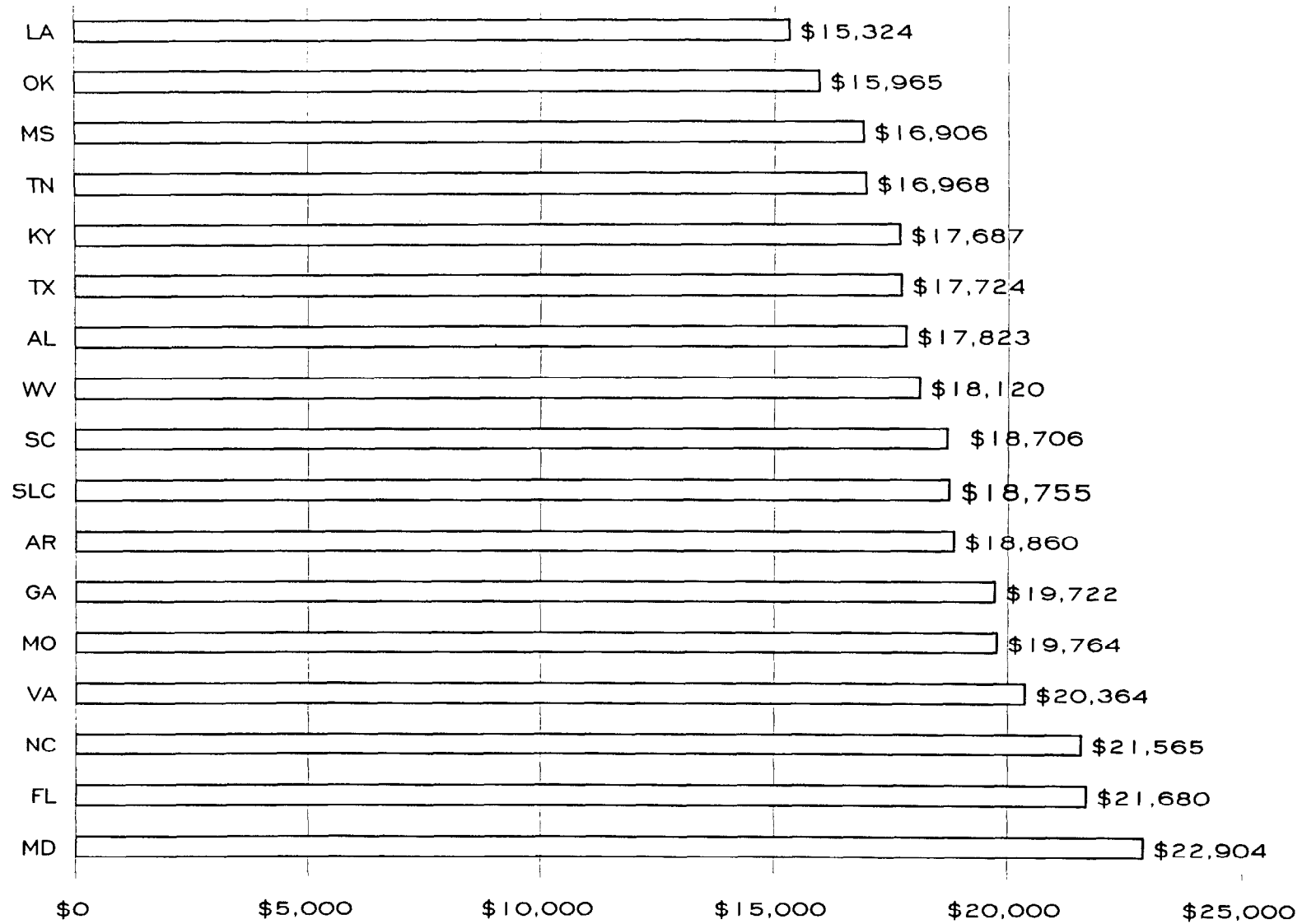
FOR THE YEAR ENDING JULY 1, 1998, THE STATES REPORTED A TOTAL OF 10,196 ASSAULTS ON INMATES BY OTHER INMATES (20.95 ASSAULTS PER 1,000 INMATES) AND 5,220 ASSAULTS ON STAFF (10.72 PER 1,000 INMATES). THERE WERE 22 INMATE DEATHS (0.05 PER 1,000 INMATES) AND 0 STAFF DEATHS. A TOTAL OF 313 INMATES ATTEMPTED ESCAPE (.64 PER 1,000 INMATES) AND 9 INMATES REMAINED AT-LARGE AS OF JULY 1, 1998.

POSITIONS, STAFFING RATIOS, AND STARTING SALARIES \*

STATE	CORRECTIONAL OFFICER POSITIONS		PERCENT FILLED	INMATE POPULATION 1998	INMATE TO FILLED SECURITY RATIO	STARTING SALARIES
	ESTABLISHED	FILLED				
ALABAMA	2,677	2,289	85.5%	20,353	8.9	\$17,823
ARKANSAS	2,327	2,159	92.8%	10,336	4.8	\$18,860
FLORIDA	17,395	15,559	89.4%	66,280	4.3	\$21,680
GEORGIA	7,994	7,391	92.5%	38,489	5.2	\$19,722
KENTUCKY	1,941	1,792	92.3%	11,610	6.5	\$17,687
LOUISIANA	4,204	3,960	94.2%	18,679	4.7	\$15,324
MARYLAND	5,371	5,202	96.9%	22,074	4.2	\$22,904
MISSISSIPPI	2,917	2,377	81.5%	15,991	6.7	\$16,906
MISSOURI	5,007	4,907	98.0%	25,502	5.2	\$19,764
NORTH CAROLINA	11,053	10,766	97.4%	31,840	3.0	\$21,565
OKLAHOMA	2,412	2,154	89.3%	14,886	6.9	\$15,965
SOUTH CAROLINA	4,812	4,261	88.5%	20,971	4.9	\$18,706
TENNESSEE	3,081	2,868	93.1%	15,425	5.4	\$16,968
TEXAS	27,219	25,227	92.7%	145,973	5.8	\$17,724
VIRGINIA	7,730	7,169	92.7%	26,279	3.7	\$20,364
WEST VIRGINIA	600	580	96.7%	2,442	4.2	\$18,120
TOTAL/AVERAGE	106,740	98,661	92.4%	487,130	4.9	\$18,755

\* SALARY DATA IS BASED ON BASE ANNUAL SALARY AND DOES NOT INCLUDE RETIREMENT AND OTHER RELATED BENEFITS.

CORRECTIONAL OFFICER STARTING SALARIES (W/O RETIREMENT AND RELATED BENEFITS)



HOURS OF TRAINING FOR ADULT CORRECTIONAL OFFICERS  
(AS OF JULY 1, 1998)

STATE	HOURS OF CLASSROOM TRAINING	FIRST YEAR OF EMPLOYMENT ON-THE-JOB TRAINING		TOTAL	IN SERVICE EACH YEAR THEREAFTER
ALABAMA	320	80		400	16
ARKANSAS	240	40		280	40
FLORIDA	530	40	(A)	570	40
GEORGIA	204	56		260	20
KENTUCKY	120	0		120	40
LOUISIANA	160	0	(B)	160	40
MARYLAND	200	0		200	18
MISSISSIPPI	160	0		160	40
MISSOURI	214	104		318	40
NORTH CAROLINA	160	36		196	36
OKLAHOMA	320	0		320	40
SOUTH CAROLINA	160	15		175	40
TENNESSEE	160	40		200	40
TEXAS	160	80		240	40
VIRGINIA	280	40	(C)	320	24 (D)
WEST VIRGINIA	120	40		160	40
AVERAGE	219	36		255	35

(A) ONE YEAR PROBATIONARY STATUS.

(B) MAY BE REQUIRED ON AN INDIVIDUAL UNIT BASIS.

(C) ON-THE-JOB TRAINING HOURS SOON TO CHANGE TO 120 HOURS REQUIRED.

(D) IN ADDITION TO THE HOURS, FIREARMS QUALIFICATION IS REQUIRED EVERY 2 YEARS.

VIOLENT INCIDENTS PER 1,000 INMATES  
(FY 1997-98)

STATE	<u>ASSAULTS ON</u>				<u>DEATHS OF</u>				<u>ESCAPES (A)</u>			
	INMATES		STAFF		INMATES		STAFF		ATTEMPTED		AT-LARGE	
	No.	PER 1,000	No.	PER 1,000	No.	PER 1,000	No.	PER 1,000	No.	PER 1,000	No.	PER 1,000
ALABAMA	244	11.99	49	2.41	1	0.05	0	0.00	13	0.64	N/A	N/A
ARKANSAS	153	14.80	91	8.80	2	0.19	0	0.00	2	0.19	0	0.00
FLORIDA	1,234	18.62	711	10.73	2	0.03	0	0.00	15	0.23	1	0.02
GEORGIA	3,696	96.03	548	14.24	1	0.03	0	0.00	58	1.51	6	0.16
KENTUCKY	122	10.51	148	12.75	0	0.00	0	0.00	9	0.78	0	0.00
LOUISIANA (B)	15	0.80	2	0.11	1	0.05	0	0.00	7	0.37	0	0.00
MARYLAND	1,222	55.36	459	20.79	0	0.00	0	0.00	N/A	N/A	N/A	N/A
MISSISSIPPI	N/A	N/A	N/A	N/A	0	0.00	0	0.00	N/A	N/A	N/A	N/A
MISSOURI	431	16.90	721	28.27	0	0.00	0	0.00	4	0.16	N/A	N/A
NORTH CAROLINA	303	9.52	397	12.47	0	0.00	0	0.00	N/A	N/A	N/A	N/A
OKLAHOMA	776	52.13	129	8.67	4	0.27	0	0.00	111	7.46	0	0.00
SOUTH CAROLINA	246	11.73	437	20.84	0	0.00	0	0.00	23	1.10	1	0.05
TENNESSEE	73	4.73	22	1.43	2	0.13	0	0.00	28	1.82	N/A	N/A
TEXAS	1,499	10.27	1,442	9.88	9	0.06	0	0.00	38	0.26	1	0.01
VIRGINIA	42	1.60	52	1.98	0	0.00	0	0.00	3	0.11	0	0.00
WEST VIRGINIA	140	57.33	12	4.91	0	0.00	0	0.00	2	0.82	0	0.00
TOTAL	10,196	20.95	5,220	10.72	22	0.05	0	0.00	313	0.64	9	0.02

(A) ESCAPES FROM PRISON GROUNDS.

(B) LOUISIANA DEFINES ASSAULT AS "WITH A WEAPON OR WITH SERIOUS INJURY WITH OR WITHOUT A WEAPON."

SELECTED CHARACTERISTICS OF ADULT INMATES  
(AS OF JULY 1, 1998)

STATE	AVG. AGE	AVG.	AVG. TIME	RACE AND SEX DISTRIBUTION				
	AT COMMITMENT	SENTENCE (YRS.)	SERVED (YRS.)	% WHITE	% BLACK	% OTHER	% MALE	% FEMALE
ALABAMA	30.0	7.8	N/A	34.0%	66.0%	0.0%	93.00%	7.00%
ARKANSAS	30.0	8.6	2.6	45.3%	54.1%	0.6%	93.80%	6.20%
FLORIDA	30.9	5.7	3.0	42.6%	55.3%	2.1%	94.70%	5.30%
GEORGIA	31.24	6.41	5.96	33.0%	67.0%	0.0%	90.00%	10.00%
KENTUCKY	31.3	3.5	1.4	61.0%	38.0%	1.0%	93.00%	7.00%
LOUISIANA	31.0	5.4	2.9	22.8%	77.0%	0.2%	93.60%	6.40%
MARYLAND	33.1	3.3	1.5	22.6%	77.3%	0.1%	95.10%	4.90%
MISSISSIPPI	29.26	5.02	2.18	24.2%	64.6%	11.1%	89.60%	10.40%
MISSOURI	30.0	2.77	9.8	54.3%	45.0%	0.7%	93.00%	7.00%
NORTH CAROLINA	30.0	2.3	N/A	32.0%	64.0%	4.0%	94.00%	6.00%
OKLAHOMA	31.3	6.45	2.12	54.4%	34.4%	11.2%	89.90%	10.10%
SOUTH CAROLINA	30.0	4.83	1.92	29.6%	69.7%	0.7%	93.90%	6.10%
TENNESSEE	31.5	5.9	3.6	47.9%	51.5%	0.6%	95.90%	4.10%
TEXAS	31.9	9.4	3.1	27.6%	45.4%	27.0%	(A) 93.50%	6.50%
VIRGINIA	31.4	4.95	3.12	32.7%	66.6%	0.7%	94.10%	5.90%
WEST VIRGINIA	28.0	10.0	5.8	85.0%	15.0%	0.0%	95.00%	5.00%
SLC AVERAGE	30.66	5.77	3.49	40.6%	55.7%	3.7%	93.26%	6.74%

(A) OF THE TOTAL FIGURE SHOWN FOR "OTHER", 26.6% IS HISPANIC.

SELECTED CHARACTERISTICS OF ADULT INMATES  
(AS OF JULY 1, 1998)

STATE	INMATES ADMITTED WHO WERE PAROLE VIOLATORS	INMATES SERVING 20 YRS. >	NUMBER OF INMATES RELEASED FROM CUSTODY IN FY 97 FOR:							INMATES SERVING LIFE (A)	INMATES SERVING DEATH
			EXPIRATION	PAROLE	GOODTIME	PROBATION	DEATHS	OTHER	TOTAL		
ALABAMA	N/A	9,418	2,823	2,534	N/A	2,304	68	559	8,288	1,113	12
ARKANSAS	2,200	3,442	688	4,003	N/A	0	36	485	5,212	363	40
FLORIDA	111	16,123	13,581	4,362	0	4,075	225	697	22,940	2,387	367
GEORGIA	3,695	5,146	4,318	7,352	N/A	N/A	106	N/A	11,776	119	109
KENTUCKY	1,713	2,825	3,325	2,271	N/A	976	22	204	6,798	7	31
LOUISIANA	8,290	3,990	469	11,779	43	456	78	62	12,887	3,062	72
MARYLAND	1,867	1,276	5,607	4,011	6,224	N/A	58	1,068	16,968	153	14
MISSISSIPPI	110	N/A	2,222	1,161	0	1,703	34	1	5,121	217	63
MISSOURI	1,819	4,494	903	5,626	56	3,348	50	1,030	11,013	153	95
NORTH CAROLINA	2,137	6,786	13,551	8,645	N/A	N/A	56	3,074	25,326	N/A	176
OKLAHOMA	188	5,190	3,693	386	N/A	2,782	59	0	6,920	299	141
SOUTH CAROLINA	1,281	3,253	5,386	2,917	(B)	2,144	56	424	10,927	85	69
TENNESSEE	2,588	3,205	3,573	3,364	0	5,152	61	0	12,150	120	96
TEXAS	10,243	34,770	1,726	10,608	16,402	1,277	341	0	30,354	N/A	456
VIRGINIA	1,178	18,819	(C)	6,435	3,818	N/A	54	330	10,637	163	41
WEST VIRGINIA	90	900	249	370	(D)	32	12	0	663	240	(E)
TOTAL	37,510	119,637	62,114	75,824	26,543	24,249	1,316	7,934	197,980	8,481	1,782

(A) LIFE WITHOUT THE POSSIBILITY OF PAROLE.

(B) EXPIRATION AND PROBATION INMATES EARN GOOD TIME TOWARD SENTENCES.

(C) INCLUDED IN "OTHER" CATEGORY.

(D) INCLUDED IN THE FIGURE FOR EXPIRATION OF SENTENCE.

(E) WEST VIRGINIA DOES NOT HAVE THE DEATH PENALTY.

SELECTED CHARACTERISTICS OF ADULT INMATES  
(AIDS AS OF JULY 1, 1998)

STATE	AIDS CASES	NUMBER OF INMATES TESTED HIV ANTIBODIES	PERCENTAGE OF INMATES TESTED	NUMBER OF INMATES HIV POSITIVE IN 1998	NUMBER OF CONFIRMED CASES	SEGREGATE INMATES	
						YES	NO
ALABAMA	N/A	N/A	N/A	N/A	N/A		X
ARKANSAS	16	6,022	58.26%	96	96	X	
FLORIDA	676	N/A	N/A	873	2,453		X
GEORGIA	N/A	N/A	N/A	1,000	1,000		X
KENTUCKY	78	N/A	N/A	85	85		X
LOUISIANA	53	N/A	N/A	N/A	363		X
MARYLAND	270	10,000	45.30%	800	775		X
MISSISSIPPI	37	5,360	34.38%	70	174	X	
MISSOURI	244	24,143	94.67%	N/A	244		X
NORTH CAROLINA	195	7,836	24.61%	132	342		X
OKLAHOMA	6	7,250	48.70%	52	52		X
SOUTH CAROLINA	188	439	2.09%	N/A	N/A		X
TENNESSEE	63	1,829	11.86%	21	103		X
TEXAS	960	18,665	12.79%	N/A	456 (A)		X
VIRGINIA	427	N/A	N/A	N/A	N/A		X
WEST VIRGINIA	1	500	20.48%	10	10		X
TOTAL	3,214	82,044	16.86%	3,139	5,697		

(A) CONFIRMED CASES BETWEEN 1/1/98 AND 7/1/98.



## RECIDIVISM RATES

STATE		RETURNED IN HOW MANY YRS.	
ALABAMA	27.00%	3	FOR INMATES RELEASED IN 1994.
ARKANSAS	38.00%	3	
FLORIDA	18.80%	2	FOR INMATES RELEASED IN 1994-95.
GEORGIA	39.50%	3	
KENTUCKY	29.20%	2	FOR INMATES RELEASED IN 1992.
LOUISIANA	40.30%	3	
MARYLAND	43.40%	N/A	
MISSISSIPPI	N/A	N/A	
MISSOURI	21.80%	N/A	OF ALL NEW ADMISSIONS.
N. CAROLINA	40.50%	3	FOR INMATES RELEASED IN 1994-95.
OKLAHOMA	26.60%	3	
S. CAROLINA	31.90%	3	
TENNESSEE	39.20%	2	
TEXAS	40.80%	3	FOR INMATES RELEASED IN 1994.
VIRGINIA	16.30%		1997 NEW COMMITMENTS THAT HAVE SEVERED ONE
W. VIRGINIA	N/A	N/A	OR MORE PREVIOUS FELONY SENTENCE.

MISSISSIPPI AND WEST VIRGINIA DO NOT TRACK RECIDIVISM RATES.

NOTE: RECIDIVISM RATES ARE DEFINED DIFFERENTLY BY THE SLC STATES. IN FUTURE SURVEYS, STATES WILL BE ASKED TO REPORT THE PERCENTAGE OF NEW COMMITMENTS THAT HAVE SERVED A PREVIOUS FELONY SENTENCE.

## PROJECTED COSTS OF NEW PRISONS

DATA WAS REQUESTED FROM EACH STATE ON THE PROJECTED COST OF CONSTRUCTING AND OPERATING A NEW MEDIUM SECURITY PRISON. ACCORDING TO THE INFORMATION RECEIVED, THE AVERAGE SIZE OF A PLANNED FACILITY IS 1,134 BEDS AND THE AVERAGE COST IS \$43 MILLION. THIS EQUATES TO AN AVERAGE CONSTRUCTION COST PER BED OF APPROXIMATELY \$38,000. COSTS PER BED RANGE FROM \$20,000 IN MISSISSIPPI TO \$60,000 IN KENTUCKY.

OPERATION OF THE HYPOTHETICAL AVERAGE-SIZED MEDIUM SECURITY INSTITUTION OF 1,115 BEDS WOULD REQUIRE 248 SECURITY OFFICERS, 94 SUPPORT PERSONNEL, AND AN ANNUAL OPERATING BUDGET OF \$13.5 MILLION. THIS IS AN AVERAGE OPERATING COST PER BED OF \$12,105 PER YEAR. PROJECTED OPERATING COSTS PER BED RANGED FROM \$5,923 IN KENTUCKY TO \$21,314 IN NORTH CAROLINA.

SELECTED NEW MEDIUM SECURITY PRISONS: PROJECTED CONSTRUCTION COSTS  
(AS OF JULY 1, 1998)

	CAPCY.	CONSTRUCTION	DESIGN	SUPERVISION	CONTINGENCIES	EQUIPMENT	LAND	OTHER	TOTAL COSTS	COST PER BED	METHOD OF FINANCING
AL	900	N/A	N/A	N/A	N/A	N/A	N/A	N/A	\$19,000,000	\$21,111	BONDS
AR	600	\$19,740,000	\$1,260,000	\$0	\$0	\$0	\$0	\$0	\$21,000,000	\$35,000	BONDS
FL	1,548	\$36,930,000	\$850,000	IN CONSTRUCTION	\$1,700,185	\$2,000,000	\$0	\$0	\$41,480,185	\$26,796	CASH
GA	500	\$15,000,000	\$900,000	\$375,000	\$750,000	\$250,000	\$125,000	\$100,000	\$17,500,000	\$35,000	BONDS
KY	1,790	\$88,550,000	\$7,400,000	\$0	\$8,000,000	\$3,000,000	\$450,000	\$0	\$107,400,000	\$60,000	BONDS
LA	1,000	\$23,893,625	\$2,616,900	\$0	\$2,616,900	\$1,605,232	\$0	\$2,275,200	\$33,007,057	\$33,007	BONDS
MD	448	\$11,695,000	\$751,000	\$135,426	\$585,000	\$228,000	\$0	\$0	\$13,394,426	\$29,898	BONDS
MS	1,000	\$17,000,000	\$900,000	\$700,000	\$300,000	\$1,100,000	\$0	\$0	\$20,000,000	\$20,000	BONDS
MO	1,975	\$78,360,345	\$4,408,215	\$1,459,550	\$158,143	INCLUDED IN CONSTRUCTION	\$0	\$1,009,053	\$85,395,306	\$43,238	CASH
NC	624	\$21,500,000	\$1,700,000	IN CONSTRUCTION	\$645,000	\$1,000,000	\$0	\$2,150,000	\$26,995,000	\$43,261	CASH
OK	1,000	\$40,000,000	IN CONSTRUCTION	IN CONSTRUCTION	IN CONSTRUCTION	\$1,600,000	\$0	\$0	\$41,600,000	\$41,600	BONDS
SC	1,500	\$46,795,000	\$0	\$0	\$0	\$3,000,000	\$305,000	\$0	\$50,100,000	\$33,400	BONDS
TN	1,676	\$50,500,000	\$2,500,000	\$300,000	\$2,525,000	\$1,750,000	\$350,000	\$75,000	\$58,000,000	\$34,606	BONDS
TX	1,000	\$25,264,087	\$1,441,034	\$1,323,357	\$757,923	\$1,672,967	\$0	\$37,734	\$30,497,102	\$30,497	BONDS
VA	1,382	\$52,335,000	\$1,830,000	\$1,800,000	\$780,000	\$4,328,000	\$1,000,000	\$1,995,000	\$64,068,000	\$46,359	BONDS
WV	1,200	\$55,000,000	\$2,500,000	\$0	\$2,500,000	INCLUDED IN CONSTRUCTION	INCLUDED IN CONSTRUCTION	\$0	\$60,000,000	\$50,000	BONDS
AVG	1,134								\$43,089,817	\$38,000	

SELECTED NEW MEDIUM SECURITY PRISONS: PROJECTED OPERATING COSTS  
(AS OF JULY 1998)

STATE	MAXIMUM DESIGN CAPACITY	# POSITIONS			INMATES PER GUARD	ANNUAL OPERATING COST	AVERAGE OP. COST PER BED
		SECURITY	NON-SECURITY	TOTAL			
ALABAMA	900	153	59	212	5.9	\$8,000,000	\$8,889
ARKANSAS	600	115	40	155	5.2	\$10,421,390	\$17,369
FLORIDA	1,548	244	75	319	6.3	\$16,755,451	\$10,824
GEORGIA	500	220	80	300	2.3	\$10,231,204	\$20,462
KENTUCKY	1,790	350	120	470	5.1	\$10,602,000	\$5,923
LOUISIANA	1,000	316	71	387	3.2	\$12,931,950	\$12,932
MARYLAND	150	37	18	55	4.1	\$1,780,662	\$11,871
MISSISSIPPI	1,000	200	75	275	5.0	\$11,000,000	\$11,000
MISSOURI	1,975	433	235	668	4.6	\$26,048,497	\$13,189
NORTH CAROLINA	624	237	71	308	2.6	\$13,300,000	\$21,314
OKLAHOMA	1,000	150	97	247	6.7	\$10,310,898	\$10,311
SOUTH CAROLINA	1,500	376	120	496	4.0	\$19,500,000	\$13,000
TENNESSEE	1,676	294	158	452	5.7	\$20,799,160	\$12,410
TEXAS	1,000	164	102	266	6.1	\$9,244,469	\$9,244
VIRGINIA	1,382	235	101	336	5.9	\$15,093,743	\$10,922
WEST VIRGINIA	1,200	450	75	525	2.7	\$20,000,000	\$16,667
AVERAGE	1,115	248	94	342	4.5	\$13,501,214	\$12,105

# PROBATION AND PAROLE

SEVERAL STATES REPORTED THAT THE PROBATION AND/OR PAROLE FUNCTIONS ARE HANDLED BY AGENCIES OTHER THAN THE CORRECTIONS DEPARTMENTS. EXCLUSIVE OF MARYLAND, THERE ARE 946,019 PERSONS ASSIGNED TO SUPERVISED PROBATION IN THE REGION. EXCLUSIVE OF MARYLAND AND GEORGIA, SUPERVISION IS PROVIDED FOR 164,756 PAROLEES IN THE REGION. BASED ON INFORMATION PROVIDED BY THOSE AGENCIES REPORTING, THERE ARE 14,521 PROBATION AND PAROLE AGENTS SUPERVISING THE 1,110,871 TOTAL PROBATIONERS AND PAROLEES REPORTED IN THE REGION.

ON AVERAGE, THERE ARE 76.5 OFFENDERS PER AGENT (EXCLUDING MARYLAND). THE NUMBERS OF OFFENDERS PER AGENT RANGES FROM 154.7 IN GEORGIA TO 47.1 IN WEST VIRGINIA. THE AVERAGE EXPENDITURE PER OFFENDER IS \$1,057 PER YEAR OF WHICH 85.5 PERCENT IS DERIVED FROM STATE SOURCES.

# PROBATION AND PAROLE POPULATION

		NUMBER OF OFFENDERS			NUMBER OF AGENTS	OFFENDERS PER AGENT
		PROBATIONERS	PAROLEES	TOTAL		
ALABAMA	(A)	29,779	5,782	35,561	361	98.5
ARKANSAS	(A)	28,961	6,600	35,561	232	153.3
FLORIDA		151,168	2,557	153,725	2,448	62.8
GEORGIA	(A)	135,670	N/A	135,670 (B)	877	154.7
KENTUCKY		12,386	4,334	16,720	271	61.7
LOUISIANA		32,650	20,011	52,661	538	97.9
MARYLAND	(A)	N/A	N/A	N/A	N/A	N/A
MISSISSIPPI		13,013	1,918	14,931	155	96.3
MISSOURI		46,196	16,840	63,036	1,158	54.4
NORTH CAROLINA		107,581	7,923	115,600	1,982	58.3
OKLAHOMA	(C)	21,177	1,462	22,639	282	80.3
SOUTH CAROLINA	(A)	30,692	3,678	34,370	582	59.1
TENNESSEE		30,220	7,807	38,027	389	97.8
TEXAS		276,500	77,715	354,215	4,635	76.4
VIRGINIA		29,507	7,329	36,836	583	63.2
WEST VIRGINIA		519	800	1,319	28	47.1
TOTAL		946,019	164,756	1,110,871	14,521	76.5

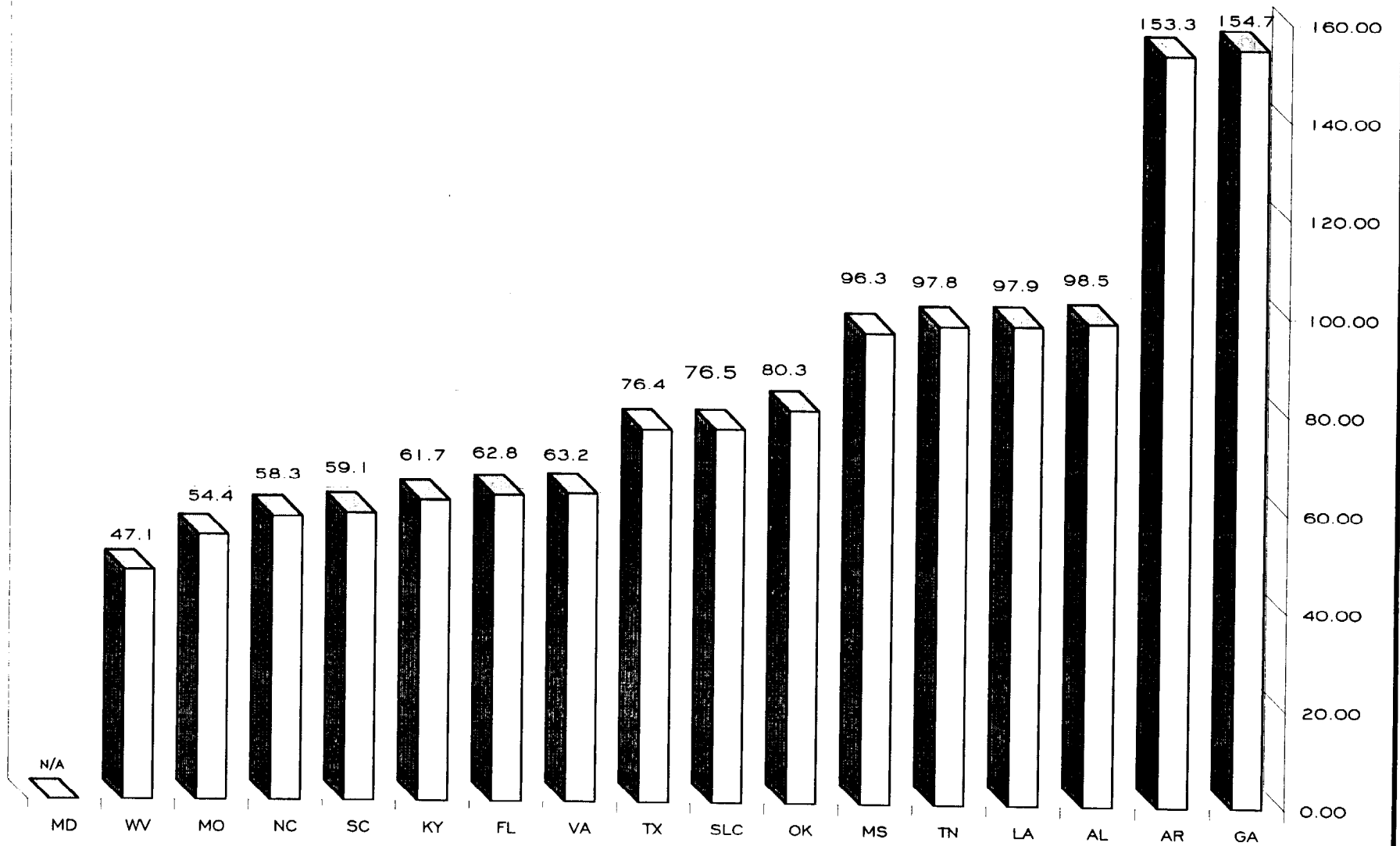
(A) PROBATION AND PAROLE SERVICES ARE PROVIDED BY A SEPARATE AGENCY.

(B) FIGURE IS ONLY FOR PROBATIONERS AND DOES NOT INCLUDE PAROLEES.

(C) PROBATION AND PAROLE ALSO SUPERVISES 176 INMATES ASSIGNED TO PRE-PAROLE CONDITIONAL SUPERVISION, SPECIALIZED SUPERVISION, AND ELECTRONIC MONITORING PROGRAMS. THERE WERE ALSO 7,153 BANKED (ADMINISTRATIVE) CASES ON PROBATION AND 391 ON PAROLE.



# OFFENDERS PER PROBATION/PAROLE AGENT



TOTAL STATE INMATES AND PROBATIONERS PER  
100,000 POPULATION  
(AS OF JULY 1, 1998)

STATE	TOTAL STATE INMATES PER 100,000 Pop.		RANK IN SLC	TOTAL STATE PROBATIONERS PER 100,000 Pop.		RANK IN SLC	TOTAL INMATES & PROBATIONERS PER 100,000 Pop.		RANK IN SLC
	TOTAL STATE INMATES			TOTAL PROBATIONERS					
ALABAMA	22,304	516	6	29,779	689	9	52,083	1,206	9
ARKANSAS	10,645	422	13	28,961	1,148	4	39,606	1,570	4
FLORIDA	66,320	453	9	151,168	1,032	5	217,488	1,484	5
GEORGIA	41,747	558	5	135,670	1,812	1	177,417	2,370	1
KENTUCKY	15,596	399	14	12,386	317	14	27,982	716	14
LOUISIANA	30,907	710	2	32,650	750	8	63,557	1,460	6
MARYLAND	22,193	436	11	N/A	N/A	N/A	N/A	N/A	N/A
MISSISSIPPI	17,683	647	3	13,013	476	12	30,696	1,124	10
MISSOURI	25,502	472	7	46,196	855	6	71,698	1,327	8
NORTH CAROLINA	32,114	433	12	107,581	1,449	2	139,695	1,881	3
OKLAHOMA	15,213	459	8	21,177	638	10	36,390	1,097	11
SOUTH CAROLINA	21,384	569	4	30,692	816	7	52,076	1,385	7
TENNESSEE	21,071	393	15	30,220	563	11	51,291	955	12
TEXAS	145,973	751	1	276,500	1,422	3	422,473	2,173	2
VIRGINIA	30,188	448	10	29,507	438	13	59,695	886	13
WEST VIRGINIA	3,396	187	16	519	29	15	3,915	216	15
TOTAL/AVG	522,236	531		946,019	962		1,446,062	1,471	

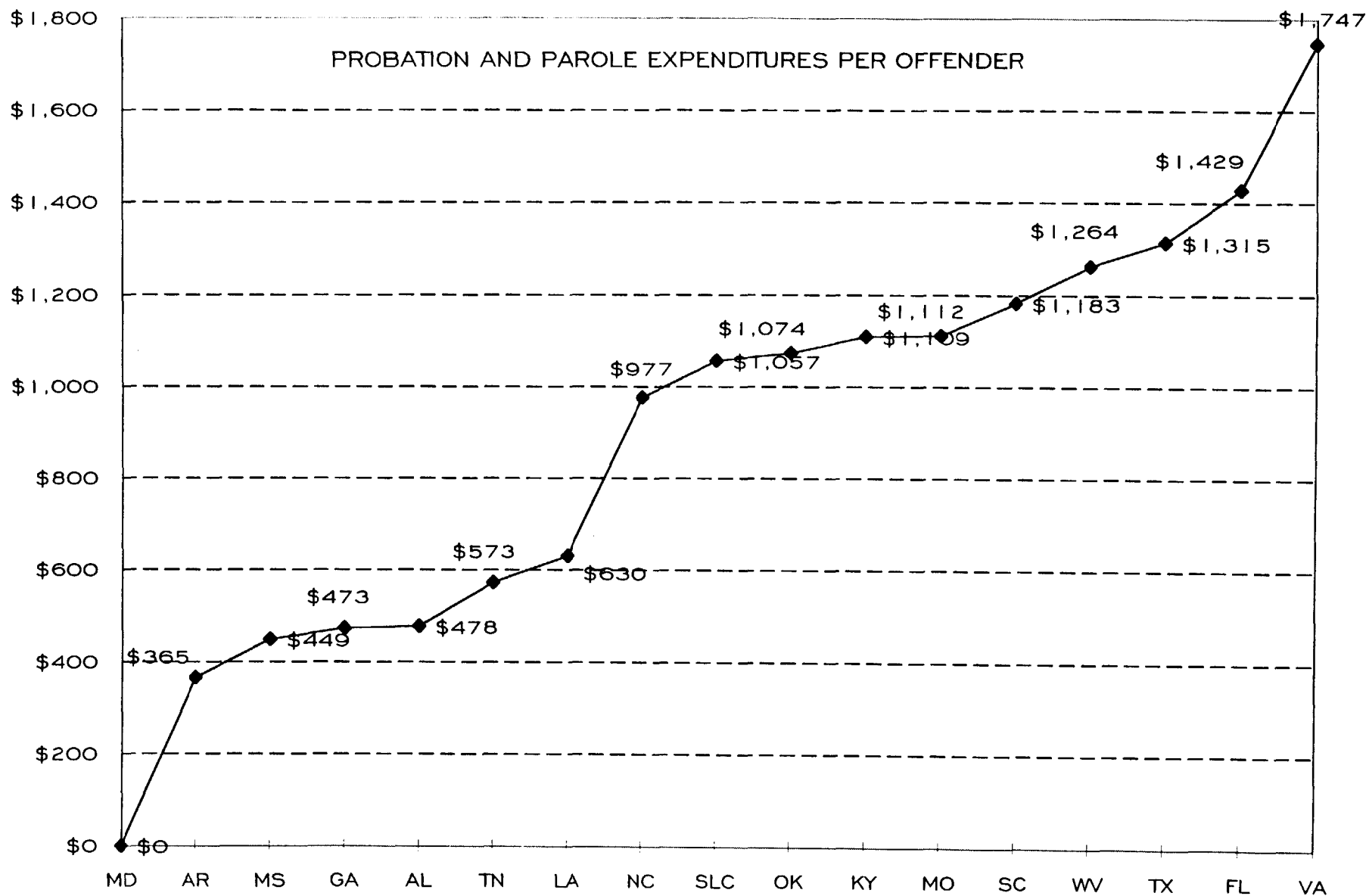
# PROBATION AND PAROLE FUNDING

STATE		STATE FUNDS	SUPERVISION FEES	OTHER FUNDS	TOTAL	EXP. PER OFFENDER
ALABAMA	(A)	\$13,330,980	\$3,540,278	\$136,485	\$17,007,743	\$478
ARKANSAS	(A)	\$10,370,909	\$2,620,562	\$0	\$12,991,471	\$365
FLORIDA		\$205,370,443	\$4,430,659	\$9,831,757	\$219,632,859	\$1,429
GEORGIA	(A)	\$63,742,585	\$0	\$455,233	\$64,197,818	\$473 (c)
KENTUCKY		\$18,273,600	\$276,000	\$0	\$18,549,600	\$1,109
LOUISIANA		\$21,580,867	\$11,621,709	\$0	\$33,202,576	\$630
MARYLAND	(A)	N/A	N/A	N/A	N/A	N/A
MISSISSIPPI		\$4,529,392	\$1,891,835	\$283,006	\$6,704,233	\$449
MISSOURI		\$66,885,889	\$0	\$3,184,928	\$70,070,817	\$1,112
NORTH CAROLINA		\$112,800,000	\$0 (B)	\$0	\$112,800,000	\$977
OKLAHOMA		\$18,098,207	\$6,214,000	\$0	\$24,312,207	\$1,074
SOUTH CAROLINA	(A)	\$22,028,060	\$3,200,000	\$15,417,410	\$40,645,470	\$1,183
TENNESSEE		\$21,542,900	\$0	\$228,700	\$21,771,600	\$573
TEXAS		\$360,747,438	\$93,973,654	\$11,073,381	\$465,794,473	\$1,315
VIRGINIA		\$63,234,667	\$0	\$1,104,857	\$64,339,524	\$1,747
WEST VIRGINIA		\$1,432,658	\$234,000	\$0	\$1,666,658	\$1,264
TOTAL		\$1,003,968,595	\$128,002,697	\$41,715,757	\$1,173,687,049	
AVERAGE		\$66,931,240	\$12,800,270	\$4,635,084	\$78,245,803	\$1,057

(A) PROBATION AND PAROLE SERVICES ARE PROVIDED BY A SEPARATE AGENCY.

(B) SUPERVISION FEES ARE COLLECTED \$20 PER MONTH BUT DO NOT GO INTO CORRECTIONS BUDGET.

(C) FIGURE IS ONLY FOR PROBATIONERS AND DOES NOT INCLUDE PAROLEES.



REHABILITATION

THIS IS THE THIRD YEAR DATA HAS BEEN COMPILED REGARDING REHABILITATION. ALL OF THE SIXTEEN STATES REPORTED THAT THEY HAVE ADULT BASIC EDUCATION AND/OR LITERACY PROGRAMS. FOURTEEN OF THE SIXTEEN STATES PROVIDE SOME FORM OF VOCATIONAL EDUCATION TO INMATES WITHIN THEIR SYSTEM. THE NUMBER OF INMATES RECEIVING THEIR GED RANGED FROM 135 IN WEST VIRGINIA TO 5,027 IN TEXAS. TWELVE STATES REPORTED THE PERCENTAGE OF THE CORRECTIONS BUDGET ALLOCATED TO REHABILITATION. THEY RANGE FROM .7 PERCENT IN LOUISIANA TO 13.4 PERCENT IN SOUTH CAROLINA.

# INMATE REHABILITATION

STATE	ADULT BASIC EDUCATION	LITERACY PROGRAMS	AVERAGE MONTHLY ENROLLMENT		RELIGIOUS GUIDANCE	ON-THE-JOB TRAINING	NUMBER RECEIVING GED FY 1998	% OF BUDGET ALLOCATED TO REHAB PROGRAMS	
			VOCATIONAL EDUCATION						
ALABAMA	1,875	N/A	N/A		N/A	N/A	752	N/A	(A)
ARKANSAS	2,053	130	168		550	1,810	835	N/A	(A)
FLORIDA	5,329	1,540	3,208		13,000	290	2,279	1.80%	(B)
GEORGIA	3,913	995	785		15,000	195	N/A	1.00%	
KENTUCKY	1,091	456	N/A		N/A	N/A	412	2.00%	
LOUISIANA	1,036	1,503	1,202		N/A	669	512	0.70%	
MARYLAND	965	1,793	546		11,300	1,150	950	N/A	
MISSISSIPPI	415	62	322		6,023	N/A	176	2.20%	
MISSOURI	8,847	N/A	676		7,538	N/A	2,060	10.11%	
N. CAROLINA	1,869	1,900	1,542		N/A	135	768	5.20%	
OKLAHOMA	674	778	473		N/A	N/A	1,440	6.00%	
S. CAROLINA	5,543	3,789	1,079		7,014	28	811	13.40%	
TENNESSEE	1,734	(C)	1,169		N/A	N/A	561	2.00%	
TEXAS	24,180	5,027	5,035		26,663	1,311	5,027	6.00%	(D)
VIRGINIA	5,800	(E)	(E)		N/A	N/A	N/A	N/A	
W. VIRGINIA	350	380	370		400	600	135	10.00%	

(A) FUNDING FOR THE REHABILITATION PROGRAMS IS NOT PROVIDED BY THE DEPARTMENT OF CORRECTIONS BUT THROUGH THE STATE POST SECONDARY EDUCATION PROGRAM.

(B) SINCE NO INFO WAS REPORTED FOR 1998, THE FIGURE FROM 1997 WAS USED.

(C) TENNESSEE'S ADULT BASIC EDUCATION AND LITERACY PROGRAM FIGURES ARE COMBINED.

(D) THIS FIGURE INCLUDES THE INSTITUTIONAL DIVISION, COMMUNITY JUSTICE ASSISTANCE DIVISION, PAROLE DIVISION AND WINDHAM SCHOOL SYSTEMS.

(E) INCLUDED IN THE FIGURES FOR ADULT-BASIC EDUCATION.

PRISON INDUSTRIES



FIFTEEN OF THE SIXTEEN STATES MAINTAIN A PRISON INDUSTRIES PROGRAM. THE STATE OF FLORIDA HAS TRANSFERRED THE OPERATION OF THE PRISON INDUSTRIES PROGRAM TO A PRIVATE CONTRACTOR. TOTAL GROSS SALES IN ALL PRODUCT LINES WAS \$ 368 MILLION FOR THOSE PROGRAMS OPERATED BY CORRECTIONS DEPARTMENTS. THE OPERATIONS EMPLOYED 23,551 INMATES, AN AVERAGE OF 6.13 HOURS PER DAY. INMATE REIMBURSEMENT AVERAGED \$.45 PER HOUR RANGING FROM \$0.00 TO \$1.00 PER HOUR. STATE USE LAWS HAVE BEEN ENACTED BY MOST OF THE STATES, WITH THE EXCEPTION OF ARKANSAS, GEORGIA, AND TENNESSEE.

PRISON INDUSTRIES

STATE	TOTAL SALES	NET PROFIT	# INMATES EMPLOYED	INMATE PAY/HR.	HRS./DAY/ INMATE	LARGEST PRODUCT LINES LINE	GROSS SALES	STATE USE LAW	
								YES	NO
ALABAMA	\$12,500,000	\$1,200,000	2,110 (A)	\$0.25	6	CONSTRUCTION LICENSE TAGS CHEMICAL INMATE CLOTHING PRINTING	\$1,900,000 \$2,000,000 \$850,000 \$900,000 \$1,300,000	X	
ARKANSAS	\$5,604,038	N/A	416	\$0.00	8	CLOTHING DUPLICATING (PRINTING) FURNITURE CHAIR OPERATION VEHICLE REFURBISHING	\$1,582,695 \$1,132,876 \$1,068,249 \$954,380 \$448,386		X
FLORIDA (B)	\$0	\$0	0	0	0	N/A	\$0	N/A	
GEORGIA	\$27,364,277	\$1,578,956	1,800	N/A	6.5	GARMENTS SCREEN/SIGNS METAL FABRICATIONS PRINT PANEL SYSTEM / RE UP	\$5,458,114 \$3,436,576 \$2,992,829 \$2,575,097 \$1,756,760		X
KENTUCKY	N/A	N/A	700	\$0.55	6	OFFICE FURNITURE CLOTHING DATA AND PRINTING METAL FABRICATION CHEMICALS (JANITORIAL)	N/A N/A N/A N/A N/A	X	
LOUISIANA	\$9,644,558	\$1,964,505	1,050	\$0.14	6.5	GARMENTS LICENSE TAGS FURNITURE CHEMICALS (SOAP/CLEANING) JANITORIAL SERVICES	\$2,283,743 \$2,052,525 \$1,629,568 \$1,356,152 \$655,126	X	
MARYLAND	\$30,002,679	\$841,257	1,094	\$0.78	6	MEAT PRODUCTS MODULAR OFFICE FURNITURE LICENSE TAGS UPHOLSTERY CONSTRUCTION	\$4,645,834 \$3,726,645 \$3,161,558 \$2,935,980 \$2,059,720	X	
MISSISSIPPI	\$0	\$0	0	\$0.00	0	N/A	\$0		

(A) 1997 FIGURE WAS USED

(B) IN 1982 THIS PROGRAM WAS TRANSFERRED TO A PRIVATE NONPROFIT ENTITY.

STATE	TOTAL SALES	NET PROFIT	# INMATES EMPLOYED	INMATE PAY/HR.	HRS./DAY/ INMATE	LARGEST PRODUCT LINES		STATE USE LAW	
						LINE	GROSS SALES	YES	NO
MISSOURI	\$36,200,000	\$5,037,609	1,400	.48	6.5	LICENSE PLATE OFFICE FURNITURE METAL PRODUCTS OFFICE SYSTEMS CLOTHING	\$4,923,552 \$3,240,800 \$1,838,762 \$6,912,442 \$4,921,054	x	
N. CAROLINA	\$73,500,000	\$8,100,000	2,600	\$0.26	6.5	FOOD DISTRIBUTION CHEMICALS TEXTILES SIGNS PRINTING	\$16,800,000 \$11,500,000 \$9,800,000 \$7,600,000 \$7,100,000	x	
OKLAHOMA	\$16,754,000	\$1,714,000	1,300	\$0.40	7	MODULAR FURNITURE OFFICE FURNITURE METAL FABRICATION GARMENTS UPHOLSTERY	\$2,899,000 \$2,801,000 \$2,002,000 \$1,994,000 \$1,867,000	x	
S. CAROLINA	\$19,169,076	\$1,466,623	1,700	\$0.25	7	PRINTING LICENSE TAGS APPAREL LAUNDRY OFFICE FURNITURE	\$3,001,311 \$2,511,689 \$2,282,064 \$1,010,574 \$835,918	x	
TENNESSEE	\$17,500,000	\$600,000	800	\$1.00	6.5	LICENSE PLATES TEXTILES PRINTING DAIRY WOOD PRODUCTS	\$2,400,000 \$2,700,000 \$2,000,000 \$2,100,000 \$1,300,000		x
TEXAS	\$82,720,578	(\$2,819,195)	7,182	N/A	8	TEXTILE AND LEATHER METAL AND WOOD DATA AND GRAPHICS SOAP/JANITORIAL PRODUCTS AUTOMOTIVE REPAIRS/PROD.	\$33,604,895 \$22,211,482 \$18,825,127 \$5,548,563 \$2,530,508	x	
VIRGINIA	\$33,987,011	\$2,038,945	1,169	\$0.93	5.3	CLOTHING OFFICE SYSTEMS LICENSE TAGS WOOD FURNITURE METAL FURNITURE	\$7,608,091 \$6,819,385 \$6,686,985 \$4,093,566 \$3,684,798	x	
W. VIRGINIA	\$3,654,408	N/A	230	\$0.87	6	PRINTING LICENSE PLATES FURNITURE CHAIRS JANITORIAL SUPPLIES	N/A N/A N/A N/A N/A	x	
TOTAL/AVG	\$368,600,625	\$21,722,700	23,551	0.45	6.13				

PRIVATIZATION

PRIVATIZATION OF SERVICES FOR THE SLC REGION ENCOMPASSES A WIDE ARRAY OF SERVICES. THEY INCLUDE, BUT ARE NOT LIMITED TO THE FOLLOWING: (1) MEDICAL AND DRUG TREATMENT SERVICES; (2) HALFWAY HOUSES, COMMUNITY REHABILITATION CENTERS, AND WORK RELEASE CENTERS; (3) FOOD SERVICE; (4) ELECTRONIC MONITORING; AND (5) MANAGEMENT OF PRISON FACILITIES.

PRIVATIZATION OF SERVICES  
(FY 1997-98)

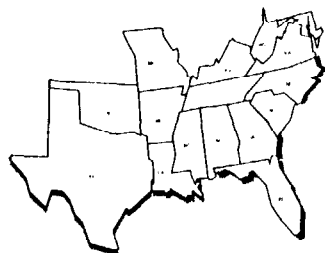
STATE	TYPE OF SERVICES	VALUE OF SERVICE	NUMBER OF INMATES/BEDS
ALABAMA	MEDICAL CONTRACT	\$22,531,422	20,353
ARKANSAS	MEDICAL SERVICES CONTRACT	\$17,963,155	9,240
	PRIVATE PRISONS	N/A	1,200
FLORIDA	FOOD SERVICES	\$8,543,158	8,220
	HEALTH SERVICES	\$17,253,163	5,442
	SUBSTANCE ABUSE	\$5,572,250	34,601
GEORGIA	MENTAL HEALTH	\$6,321,918	36,912
	RESIDENTIAL SUBSTANCE ABUSE TREATMENT PGM	\$808,935	320
	PRISON SUBSTANCE ABUSE TREATMENT PRGMS	\$569,403	40
	SUBSTANCE ABUSE INTERVENTION PROGRAMS	\$39,360	160
KENTUCKY	MANAGEMENT OF THREE (3) PRIVATE FACILITIES	\$15,700,912	1,523
LOUISIANA	COMMUNITY BASED REHABILITATION CENTERS	\$2,323,380	354
	(A) CORRECTIONS CORP. OF AMERICA-WNC	\$14,046,048	1,474
	(A) WACKENHUT CORPORATION-ALC	\$13,617,702	1,473
MARYLAND	MEDICAL SERVICES	\$47,000,000	N/A
	DIETARY	\$6,775,000	N/A
MISSISSIPPI	INSTITUTIONAL OPERATIONS	\$26,267,450	3,000
MISSOURI	MEDICAL SERVICES	\$39,092,640	24,534
	RESIDENTIAL TRMT FACILITIES	\$8,446,498	2,504
	SUBSTANCE ABUSE TREATMENT	\$1,056,000	N/A
	ELECTRONIC MONITORING	\$1,617,738	3,178
	INTENSIVE SUPERVISION	\$132,870	4,236

(A) WNC-WINN CORRECTIONAL CENTER IS A PRIVATELY MANAGED CORRECTIONAL FACILITY; ALC-ALLEN CORRECTIONAL CENTER  
IS A PRIVATELY MANAGED CORRECTIONAL FACILITY

STATE	TYPE OF SERVICES	VALUE OF SERVICE	NUMBER OF INMATES/BEDS
NORTH CAROLINA	SUBSTANCE ABUSE TREATMENT BEDS	\$6,900,000	350
	MEDICAL SERVICES	\$27,400,000	N/A
OKLAHOMA	HALFWAY HOUSE	\$8,205,050	653
	PRIVATE PRISONS	\$58,301,040	3,600
	COUNTY JAIL CONTRACTS	\$3,503,556	350
SOUTH CAROLINA			0
	MEDICAL SERVICES	\$13,855,910	8,700
TENNESSEE	FACILITY OPERATION	\$38,337,284	3,874
	MEDICAL	\$7,807,167	7,182
	FOOD SERVICE	\$8,672,965	12,178
TEXAS	MEDICAL SERVICES	\$277,155,374	130,000
	OPERATIONS-INSTITUTIONAL DIVISION	\$42,025,385	4,060
	OPERATIONS-STATE JAIL DIVISION	\$80,242,060	7,346
	SUBSTANCE ABUSE	\$52,588,925	5,869
	HALFWAY HOUSES	\$8,470,005	5,293
	PRE-PAROLE TRANSFER FACILITIES	\$17,842,082	4,449
	WORK FACILITY	\$4,897,163	862
	INTERMEDIATE SANCTION FACILITY	\$18,359,604	7,582
VIRGINIA	HEALTHCARE	\$7,525,257	2,785
	HEALTHCARE	\$113,068	19
	HEALTHCARE	\$257,020	75
WEST VIRGINIA	MEDICAL SERVICES	\$6,500,000	1,600
	FOOD SERVICES	\$2,400,000	1,600

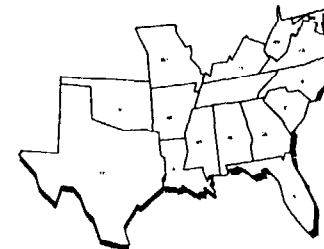
## STATE PROFILES





## STATE CORRECTIONS PROFILE

### SELECTED CHARACTERISTICS OF ADULT INMATES (AS OF SEPT. 30, 1997)



#### PROFILE QUESTION

AVERAGE AGE AT COMMITMENT:

TOTAL NUMBER OF INMATES 50 YEARS OR OLDER:

AVERAGE SENTENCE FOR NEW COMMITMENTS:  
(EXCLUDING LIFE SENTENCES)

AVERAGE TIME SERVED BY THOSE RELEASED:  
(EXCLUDING LIFE SENTENCES)

THE THREE (3) MOST FREQUENTLY COMMITTED CRIMES FOR WHICH  
INMATES ARE CURRENTLY SERVING TIME:

#### RACE AND SEX DISTRIBUTION:

PERCENTAGE WHITE

PERCENTAGE BLACK

PERCENTAGE OTHER

PERCENTAGE MALE

PERCENTAGE FEMALE

NUMBER OF INMATES SERVING LIFE

NUMBER OF INMATES SERVING LIFE (WITHOUT PAROLE)

NEW COMMITMENTS TO LIFE SENTENCES:

#### STATE RESPONSE:

30 YEARS

191 INMATES

7 YEARS, 10 MONTHS

N/A

A. MURDER

B. UNLAWFUL POSSESSION OF A  
CONTROLLED SUBSTANCE

C. ROBBERY I

34.00%

66.00%

0.00%

93.00%

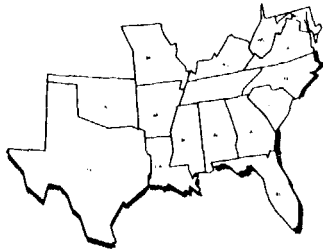
7.00%

2,688 INMATES (FY 97)

1,113 INMATES (FY 97)

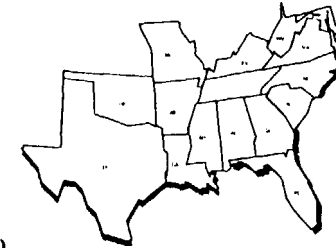
168 INMATES (FY 97)

ALABAMA



## STATE CORRECTIONS PROFILE

### SELECTED CHARACTERISTICS OF ADULT INMATES (AS OF JULY 1, 1998)



#### PROFILE QUESTION

INMATES SERVING DEATH SENTENCES:

INMATES SERVING TWENTY (20) YEARS OR MORE:  
INMATES THAT HAVE ALREADY SERVED TWENTY (20)  
YEARS OF THEIR CURRENT SENTENCE:

INMATES ADMITTED WHO WERE PAROLE VIOLATORS:

INMATES RELEASED FROM CUSTODY IN FY98 FOR THE FOLLOWING:

EXPIRATION OF SENTENCE

PAROLE

GOODTIME

PROBATION

DEATH

OTHER

TOTAL

METHOD IN WHICH "GOODTIME" IS CALCULATED:

IS MEDICAL-EARLY OR COMPASSIONATE RELEASE ALLOWED:

NUMBER OF INMATES RELEASED IN FY 98 BASED ON THE ABOVE:

INMATES BETWEEN THE AGES OF SEVENTEEN (15) AND TWENTY  
(20) YEARS OLD:

#### STATE RESPONSE:

12 INMATES (FY 97)

9,418 INMATES

N/A

N/A

2,823 INMATES

2,534 INMATES

N/A

2,304 INMATES

68 INMATES

559 INMATES

8,288 INMATES

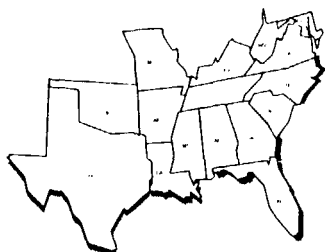
NO RESPONSE

No

0 INMATES

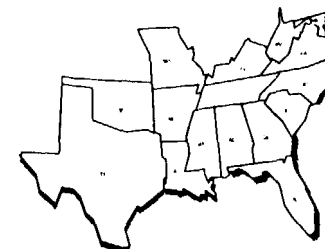
1,563 INMATES

ALABAMA



## STATE CORRECTIONS PROFILE

### SELECTED CHARACTERISTICS OF ADULT INMATES (HIV/AIDS AS OF JULY 1, 1998)



#### PROFILE QUESTION

#### STATE RESPONSE:

NUMBER OF AIDS CASES:

N/A

NUMBER OF INMATES TESTED FOR HIV ANTIBODIES

N/A

TESTING OF INMATES BY CATEGORY:

THIS IS REQUIRED BY STATUTE

ADMISSION

N/A

RANDOM

N/A

INCIDENT

N/A

HIGH RISK GROUP

N/A

SYSTEMS FREQUENCY OF TESTING:

ALL ENTRY/EXIT

INMATES TESTING POSITIVE FOR HIV ANTIBODIES:

N/A

NUMBER OF CONFIRMED HIV CASES:

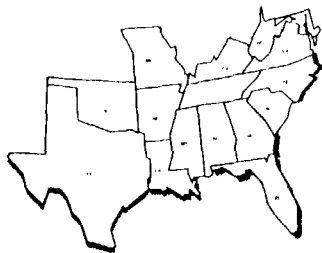
N/A

AVAILABILITY OF CONDOMS TO THE INMATES:

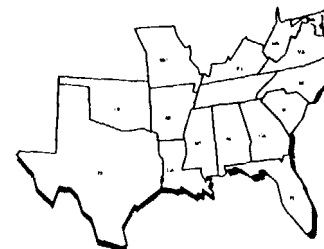
CONDOMS ARE NOT AVAILABLE

NOTE: ALABAMA STATE LAW REQUIRES THE SEPARATION OF ALL INMATES WITH SEXUALLY TRANSMITTED DISEASES.

ALABAMA



## STATE CORRECTIONS PROFILE



### METHODS OF RELIEVING OVERCROWDING

THE ALABAMA DEPARTMENT OF CORRECTIONS (DOC) DID NOT RESPOND REGARDING METHODS OF RELIEVING OVERCROWDING.

### COURT ORDER REQUIREMENTS

THE ALABAMA DEPARTMENT OF CORRECTIONS HAS INDICATED THAT THEY ARE INVOLVED IN A CLASS ACTION LAWSUIT BY COUNTY SHERIFFS IN ALABAMA AGAINST THE DEPARTMENT WHICH ENJOINS THE DEPARTMENT OF CORRECTIONS FROM RETAINING STATE INMATES IN COUNTY JAILS OVER A SPECIFIED PERIOD OF TIME.

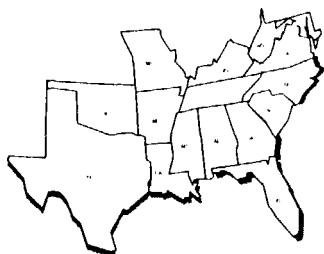
### STATE INITIATIVES

#### ELDERLY OR INFIRMED INMATES

THE ALABAMA DEPARTMENT OF CORRECTIONS HOUSES AGED AND INFIRMED INMATES AT THE HAMILTON PRISON FOR THE AGED AND INFIRMED IN HAMILTON, ALABAMA. THIS 200-BED PRISON IN NORTHWESTERN ALABAMA NEAR THE MISSISSIPPI LINE IS ONE OF ONLY A FEW IN THE NATION SPECIALIZING IN AGED AND DISABLED INMATES.

## ALABAMA

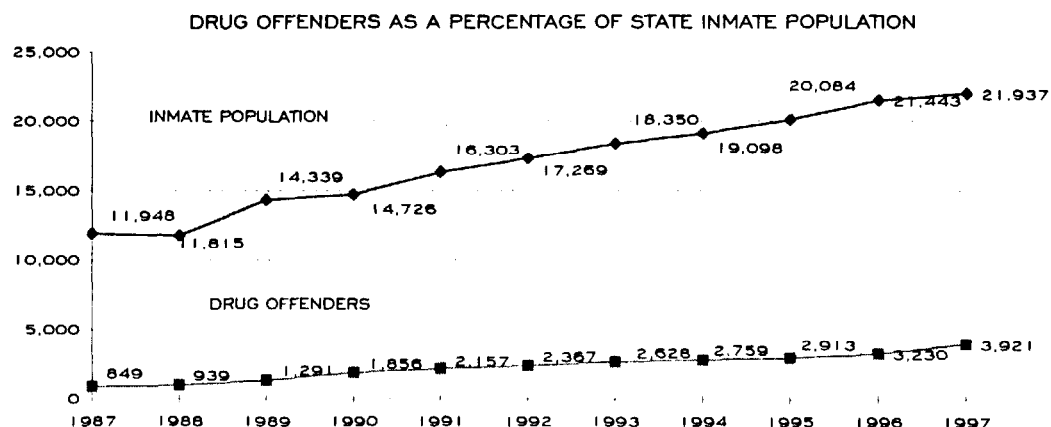
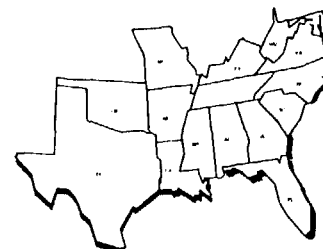
## STATE CORRECTIONS PROFILE



### STATE INITIATIVES (CONTINUED)

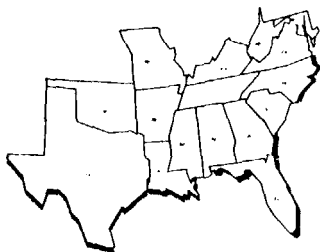
#### PRISON BASED SUBSTANCE ABUSE TREATMENT PROGRAMS

THE ALABAMA DEPARTMENT OF CORRECTIONS HAS INDICATED THAT THEY PROVIDE EIGHT TYPES OF SUBSTANCE ABUSE TREATMENT PROGRAMS IN NUMEROUS FACILITIES. THESE PROGRAMS ARE AS FOLLOWS: (1) AN EIGHTEEN MONTH TREATMENT CENTER AT TWO FACILITIES FOR A TOTAL OF 312 BEDS; (2) SIX MONTH CRIME BILL FACILITIES, INCLUSIVE OF AN HIV UNIT AT ONE FACILITY FOR A TOTAL OF 451 BEDS; (3) EIGHT TO NINE MONTH CRIME BILL FACILITY (OUTPATIENT) WITH 40 BEDS; (4) A TWELVE WEEK DUAL DIAGNOSIS PROGRAM AT ONE FACILITY WITH 74 BEDS; (5) AN EIGHT WEEK INPATIENT TREATMENT PROGRAM AT SEVEN FACILITIES FOR A TOTAL OF 435 BEDS; (6) A SIXTEEN WEEK TREATMENT PROGRAM WITH AN EIGHT WEEK PROGRAM AS OUTPATIENT AT ONE 50 BED FACILITY; (7) A TWENTY- EIGHT DAY RELAPSE PROGRAM AT ONE 100 BED FACILITY; AND (8) ONE-HUNDRED TWENTY HOUR RELAPSE PROGRAMS "DETOXIFICATION" ON AN OUTPATIENT BASIS. THERE IS NO BED LIMIT ASSOCIATED WITH THESE FACILITIES.



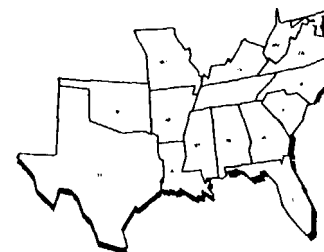
NOTE: THE NUMBER OF DRUG OFFENDERS RELATED TO THE TOTAL INMATE POPULATION FOR ALABAMA HAS INCREASED FROM 7.11% IN 1987 TO 15.06% IN 1996.

### ALABAMA



## STATE CORRECTIONS PROFILE

### SELECTED CHARACTERISTICS OF ADULT INMATES (AS OF JULY 1, 1998)



#### PROFILE QUESTION

AVERAGE AGE AT COMMITMENT:

TOTAL NUMBER OF INMATES 50 YEARS OR OLDER:

AVERAGE SENTENCE FOR NEW COMMITMENTS:  
(EXCLUDING LIFE SENTENCES)

AVERAGE TIME SERVED BY THOSE RELEASED:  
(EXCLUDING LIFE SENTENCES)

THE THREE (3) MOST FREQUENTLY COMMITTED CRIMES FOR WHICH  
INMATES ARE CURRENTLY SERVING TIME:

#### RACE AND SEX DISTRIBUTION:

PERCENTAGE WHITE

PERCENTAGE BLACK

PERCENTAGE OTHER

PERCENTAGE MALE

PERCENTAGE FEMALE

NUMBER OF INMATES SERVING LIFE

NUMBER OF INMATES SERVING LIFE (WITHOUT PAROLE)

NEW COMMITMENTS TO LIFE SENTENCES:

#### STATE RESPONSE:

30 YEARS

41 INMATES

8 YEARS, 7 MONTHS

2 YEARS 7 MONTHS

A. CONTROLLED SUBSTANCE

B. HOMICIDE

C. BURGLARY

45.30%

54.10%

0.60%

93.80%

6.20%

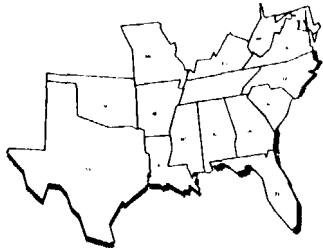
658 INMATES\*

363 INMATES

49 INMATES

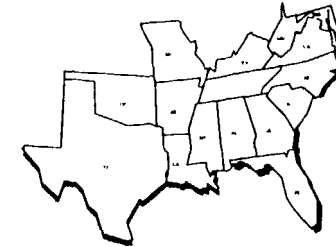
\*IN THE STATE OF ARKANSAS, A LIFER IS NEVER ELIGIBLE FOR PAROLE. AN INDIVIDUAL MAY OBTAIN EXECUTIVE CLEMENCY TO REDUCE THIS SENTENCE TO A SPECIFIED NUMBER OF YEARS.

## ARKANSAS



## STATE CORRECTIONS PROFILE

### SELECTED CHARACTERISTICS OF ADULT INMATES (AS OF JULY 1, 1998)



#### PROFILE QUESTION

#### STATE RESPONSE:

INMATES SERVING DEATH SENTENCES:

40 INMATES

INMATES SERVING TWENTY (20) YEARS OR MORE:

3,442 INMATES

INMATES THAT HAVE ALREADY SERVED TWENTY (20)

170 INMATES

YEARS OF THEIR CURRENT SENTENCE:

INMATES ADMITTED WHO WERE PAROLE VIOLATORS:

2,200 INMATES

INMATES RELEASED FROM CUSTODY IN FY98 FOR THE FOLLOWING:

EXPIRATION OF SENTENCE

688 INMATES

PAROLE

4,003 INMATES

GOODTIME

N/A

PROBATION

0 INMATES

DEATH

36 INMATES

OTHER

485 INMATES

TOTAL

5,212 INMATES

METHOD IN WHICH "GOODTIME" IS CALCULATED:

N/A

IS MEDICAL-EARLY OR COMPASSIONATE RELEASE ALLOWED:

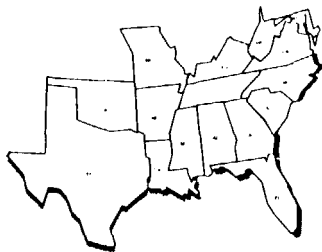
YES

NUMBER OF INMATES RELEASED IN FY 98 BASED ON THE ABOVE: N/A

INMATES BETWEEN THE AGES OF SEVENTEEN (17) AND TWENTY  
(20) YEARS OLD:

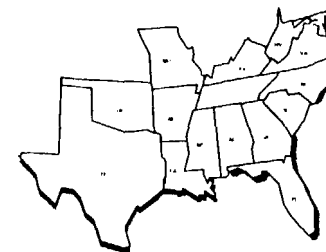
961 INMATES

ARKANSAS



## STATE CORRECTIONS PROFILE

### SELECTED CHARACTERISTICS OF ADULT INMATES (HIV/AIDS AS OF JULY 1, 1998)



#### PROFILE QUESTION

#### STATE RESPONSE:

NUMBER OF AIDS CASES:

16 INMATES

NUMBER OF INMATES TESTED FOR HIV ANTIBODIES

6,022 INMATES

#### TESTING OF INMATES BY CATEGORY:

ADMISSION

ALL

RANDOM

N/A

INCIDENT

BITES AND FIGHTS

HIGH RISK GROUP

TB & SEXUALLY ACTIVE

SYSTEMS FREQUENCY OF TESTING:

UPON INTAKE, THEREAFTER, UPON  
REASON OR REQUEST

INMATES TESTING POSITIVE FOR HIV ANTIBODIES:

96 INMATES

NUMBER OF CONFIRMED HIV CASES:

96 INMATES

(THIS IS AN OVERALL TOTAL OF CONFIRMED HIV CASES.)

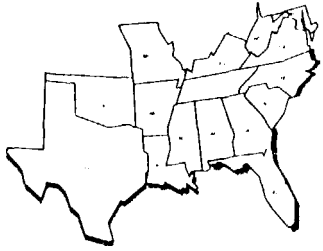
AVAILABILITY OF CONDOMS TO THE INMATES:

CONDOMS ARE NOT AVAILABLE

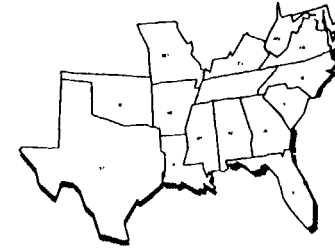
THE ARKANSAS DEPARTMENT OF CORRECTIONS DOES INSTITUTE A FORM OF ISOLATION KNOWN AS MEDICAL ISOLATION, WHICH IS ADMINISTERED ONLY AS NECESSARY. SHOULD AN INMATE DEMONSTRATE ABHORRENT BEHAVIOR SUCH AS ASSAULT, ENGAGING IN SEX W/OTHER INMATES, OR BE CONVICTED OF "KNOWINGLY" TRANSMITTING HIV AN INMATE IS PLACED IN CLOSED CUSTODY SINGLE-CELL ISOLATION. OTHERWISE, HIV INFECTED INMATES MAY BE HOUSED IN GENERAL POPULATION.

ARKANSAS





## STATE CORRECTIONS PROFILE



### METHODS OF RELIEVING OVERCROWDING

THE GENERAL ASSEMBLY OF ARKANSAS ESTABLISHED ACT 418 IN 1987, WHICH PROVIDES THE DEPARTMENT OF CORRECTIONS WITH THE "PRISON OVERCROWDING EMERGENCY POWERS ACT." UNDER AUTHORITY GRANTED BY THIS ACT, THE CORRECTIONS BOARD MAY DECLARE A "PRISON OVERCROWDING STATE OF EMERGENCY" WHEN THE PRISON POPULATION EXCEEDS 98% OF CAPACITY FOR THIRTY CONSECUTIVE DAYS. DURING SUCH AN EMERGENCY, THE BOARD MAY MOVE UP PAROLE ELIGIBILITY AND/OR DISCHARGE DATES BY UP TO NINETY DAYS FOR RELEASE. THE ACT MAY BE INVOKED EACH NINETY DAYS THEREAFTER IF THE BOARD DECLARES AN EMERGENCY. SINCE 1983, THE DEPARTMENT HAS FROZEN INTAKE ON VARIOUS OCCASIONS SO AS NOT TO OVERCROWD AND THUS INMATES WERE BACKED UP IN COUNTY JAILS. THEREFORE, THE DEPARTMENT'S UNITS HAVE NEVER BEEN OVERCROWDED.

THE 1993 GENERAL ASSEMBLY ENACTED ACT 548 AND ACT 531, KNOWN AS THE COMMUNITY PUNISHMENT ACT TO PROMOTE AN ALTERNATIVE TO TRADITIONAL PRISONS BY OFFERING A WELL-ROUNDED APPROACH TO COMMUNITY PUNISHMENT THROUGH THE USE OF SUPERVISION, FACILITIES, AND PROGRAMS FOR LOW-RISK OFFENDERS.

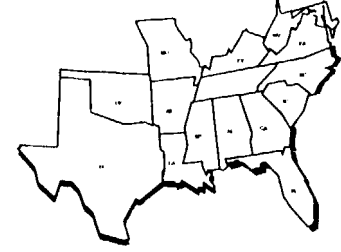
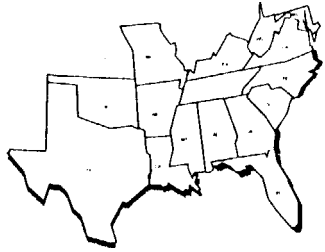
IN ADDITION, ACT 549 CREATED THE DEPARTMENT OF COMMUNITY PUNISHMENT (JULY 1, 1993). THE DEPARTMENT IS COMPRISED OF ADULT PROBATION, PAROLE AND OTHER INTERMEDIATE SANCTIONS INCLUDING REGIONAL COMMUNITY PUNISHMENT CENTERS (CPC). CPC'S HOUSE NON-VIOLENT, LOW RISK OFFENDERS CONFINED AS A CONDITION OF PROBATION OR SENTENCED TO THE ARKANSAS DEPARTMENT OF CORRECTIONS FOR JUDICIAL TRANSFER TO THE DEPARTMENT OF COMMUNITY PUNISHMENT.

### COURT ORDER REQUIREMENTS

THE ARKANSAS DEPARTMENT OF CORRECTIONS IS NOT CURRENTLY UNDER A FEDERAL OR STATE COURT ORDER DURING THE YEAR ENDING JUNE 30, 1998.

## ARKANSAS

## STATE CORRECTIONS PROFILE



### STATE INITIATIVES

#### ELDERLY OR INFIRMED INMATES

THE ARKANSAS DEPARTMENT OF CORRECTIONS HAS INDICATED THAT IT DOES NOT TAKE ISSUE WITH ELDERLY OR INFIRMED INMATES DUE TO LITTLE OR NO INCREASES IN THE NUMBER OF ELDERLY INMATES.

#### PRISON-BASED SUBSTANCE ABUSE TREATMENT PROGRAMS

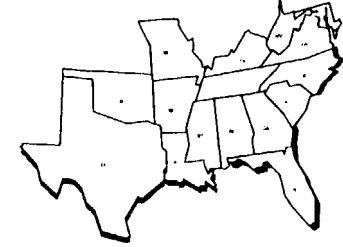
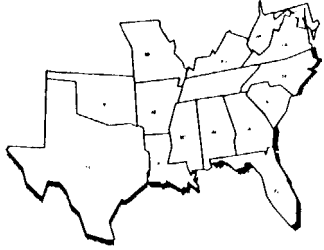
THE ARKANSAS DEPARTMENT OF CORRECTIONS (ADC) SCREENS ALL INMATES FOR A HISTORY OF SUBSTANCE ABUSE AND DEVELOPS RECOMMENDATIONS FOR INDIVIDUAL TREATMENT. THESE RECOMMENDATIONS ARE FORWARDED TO THE APPROPRIATE UNITS WITHIN THE ADC. THE UNIT CLASSIFICATION COMMITTEE REVIEWS TARGETED INMATES FOR PARTICIPATION IN THE SUBSTANCE ABUSE TREATMENT PROGRAM (SATP). THROUGH VARIOUS PROGRAMS, SATP CURRENTLY MAINTAINS A SIX HUNDRED NINETY (690) BED TREATMENT CAPACITY LOCATED AT THIRTEEN (13) CORRECTIONAL SITES WITHIN THE STATE.

THE PROGRAMS ARE AS FOLLOWS:

- (1) PRIMARY CARE (CAPACITY 380)-CLASSIC, THIRTY (30) DAY ALCOHOL AND DRUG TREATMENT. DEPENDING ON THE UNIT, THE TREATMENT MODALITY COULD BE RESIDENTIAL, DAY CARE, OR INTENSIVE OUTPATIENT. COST: STATE \$142,826.
- (2) BOOT CAMP (CAPACITY 130)-ONE HUNDRED FIVE (105) DAY MILITARY STYLE PROGRAM FOR MALE AND FEMALE FIRST TIME, NON-VIOLENT OFFENDERS. INTENSIVE OUTPATIENT DRUG AND ALCOHOL TREATMENT COMPLEMENTS MENTAL HEALTH SERVICES AND GED CLASSES. COST: STATE \$50,000.
- (3) TECHNICAL PAROLE VIOLATOR PROGRAM (CAPACITY 46)-ALTERNATIVE, SIXTY (60) DAY INTENSE DRUG AND ALCOHOL TREATMENT PROGRAM COMBINED WITH GROUP THERAPY JOB PREPARATION, RELAPSE PREVENTION, PARENTING AND GED CLASSES FOR PAROLEES WHO RECEIVE A TECHNICAL PAROLE VIOLATION FROM A PAROLE HEARING OFFICER. COST: STATE-\$122,151.

### ARKANSAS

## STATE CORRECTIONS PROFILE



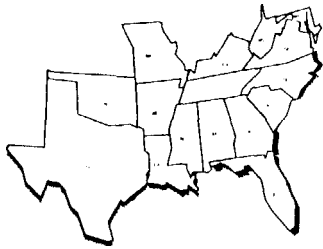
### STATE INITIATIVES (CONTINUED)

(4) DUAL DIAGNOSIS PROGRAM (CAPACITY 14)-STRUCTURED, INTENSIVE OUTPATIENT DRUG AND ALCOHOL PROGRAM FOR MALES AND FEMALES WITH A SIGNIFICANT HISTORY OF ADDICTION AND MENTAL DISORDERS. THE CURRICULUM IS DESIGNED TO MEET THE SPECIAL NEEDS OF THIS UNIQUE INMATE POPULATION. COST: FEDERAL \$27,145.

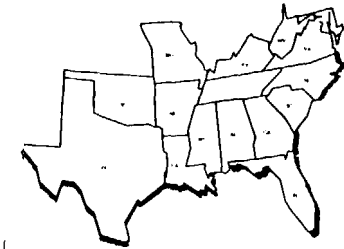
(5) PASS PROGRAM (CAPACITY 34)-NINETY (90) DAY MILITARY STYLE DRUG AND ALCOHOL TREATMENT PROGRAM FOR YOUTHFUL OFFENDERS. IN ADDITION, THE PROGRAM TEACHES SELF DISCIPLINE, SELF RESPECT, RESPECT FOR AUTHORITY, AND WORKING WITH OTHERS. COST: FEDERAL \$8,056.

(6) THERAPEUTIC COMMUNITY (CAPACITY 120)-A SIX (6) MONTH MODIFIED THERAPEUTIC COMMUNITY APPROACH PROVIDES THE TREATMENT MODALITY FOR THIS COMPREHENSIVE DRUG AND ALCOHOL TREATMENT PROGRAM. A UNIQUE FEATURE OF THIS PROGRAM IS THAT IT IS DESIGNED TO ACTIVELY TRACK PARTICIPANTS INTO THE COMMUNITY TO PROVIDE INTENSIVE AFTERCARE SUPERVISION. COST: FEDERAL \$74,770; STATE \$43,610

## ARKANSAS

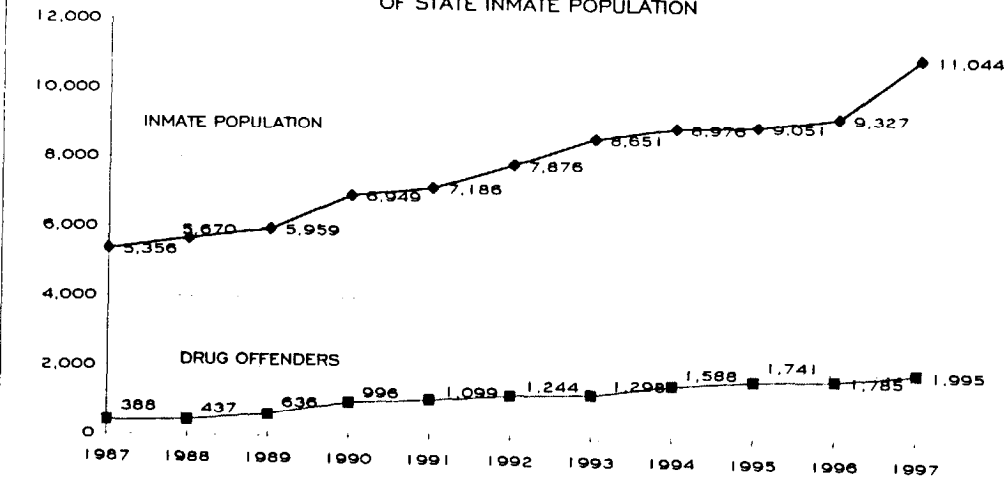


## STATE CORRECTIONS PROFILE



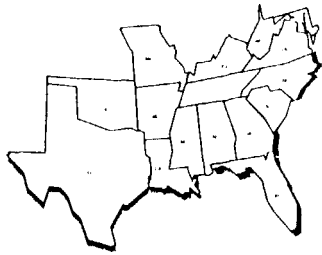
### STATE INITIATIVES (CONTINUED)

#### DRUG OFFENDERS AS A PERCENTAGE OF STATE INMATE POPULATION



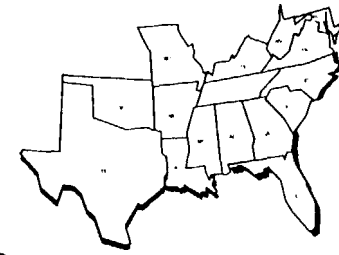
NOTE: THE NUMBER OF DRUG OFFENDERS RELATED TO THE TOTAL INMATE POPULATION FOR ARKANSAS HAS INCREASED FROM 7.24% IN 1987 TO 18.06% IN 1997.

### ARKANSAS



## STATE CORRECTIONS PROFILE

### ARKANSAS DEPARTMENT OF COMMUNITY PUNISHMENT



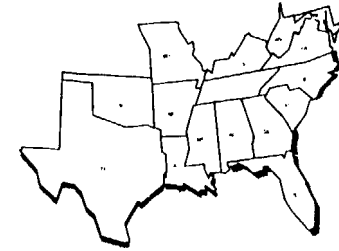
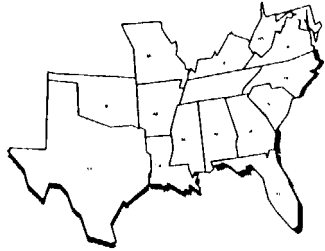
IN ADDITION TO THE ADULT INMATE POPULATION INCARCERATED AND REPORTED BY THE ARKANSAS DEPARTMENT OF CORRECTIONS, ARKANSAS CURRENTLY HAS IN OPERATION THREE RESIDENTIAL BASED FACILITIES WHICH HOUSE MINIMUM-SECURITY INMATES WITH FELONY SENTENCES NOT EXCEEDING TWO YEARS. IN AN EFFORT TO INCLUDE THIS POPULATION IN THE SURVEY FOR INFORMATION PURPOSES ONLY, THE FOLLOWING DATA HAS BEEN SUBMITTED:

THIS POPULATION TOTALED 559 AS OF JULY 1, 1997 AND 708 AS OF JULY 1, 1998. THE PROJECTED INMATE POPULATION IS 940 IN YEAR 2003 AND 2008. THE MAXIMUM BED DESIGNED CAPACITY WAS 700 ON JULY 1, 1997 AND 760 ON JULY 1, 1998. THE OPERATING BUDGET FOR FY 1998-99 IS \$13,219,321, WITH AN AVERAGE COST PER DAY PER INMATE OF \$46.70. THESE FIGURES EXCLUDE PROBATION AND PAROLE. ON JULY 1, 1998 THERE WERE 126 FILLED CORRECTIONAL OFFICER POSITIONS OUT 224 ESTABLISHED CORRECTIONAL OFFICER POSITIONS. THE ENTRY-LEVEL BASE ANNUAL SALARY OF A CORRECTIONAL OFFICER ON JULY 1, 1998 WAS \$18,860. ONE HUNDRED-SIXTY HOURS OF CLASSROOM TRAINING IS REQUIRED WITH AN ADDITIONAL 40 HOURS OF ON-THE-JOB TRAINING AND 40 HOURS OF IN-SERVICE TRAINING PER YEAR.

THE AVERAGE AGE AT COMMITMENT OF INMATES IS 29 YEARS WITH 35 INMATES BEING 50 YEARS OR OLDER. THE THREE MOST FREQUENTLY COMMITTED CRIMES FOR WHICH INMATES ARE CURRENTLY SERVING ARE MFG/DELIV/POSS OF CONTROLLED SUBSTANCE/DRUG PARAPHERNALIA, THEFT OF PROPERTY AND FRAUD. THE RACE AND SEX DISTRIBUTION IS 76% WHITE, 22% BLACK, AND 2% OTHER, OF WHICH 75% ARE MALES AND 25% ARE FEMALES. THE NUMBER OF INMATES RELEASED FROM CUSTODY IN FISCAL YEAR 1998 FOR EXPIRATION OF SENTENCE WAS 27, PAROLE 575 PROBATION 471 AND OTHER 18 FOR A TOTAL OF 1,091. THE NUMBER OF AIDS CASES ON JULY 1, 1998 WAS 0, OUT OF 1,250 INMATES TESTED FOR HIV ANTIBODIES OF WHICH 6 INMATES WERE CONFIRMED HIV CASES. THE NUMBER OF ASSAULTS ON INMATES BY OTHER INMATES WAS 47, AND 0 INMATE ASSAULT ON STAFF. NO DEATHS RESULTED FROM VIOLENT INCIDENTS AND 5 ESCAPES WERE ATTEMPTED AND RETURNED.

### ARKANSAS

## STATE CORRECTIONS PROFILE



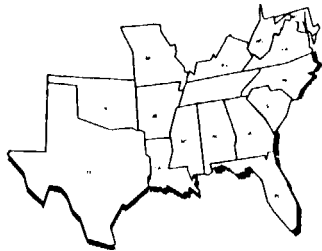
RTM

THE AVERAGE MONTHLY ENROLLMENT IN AD  
GED, AND 56 ENROLLED IN LITERACY PRO  
INCLUDE MEDICAL AT A VALUE OF \$1,691  
SERVED DURING THE 1998 FISCAL YEAR.

BASIC EDUCATION IS 168, WITH 162 I  
MS. SERVICES PERFORMED BY THE PR  
R YEAR PER PERSON WITH 718 INMATE

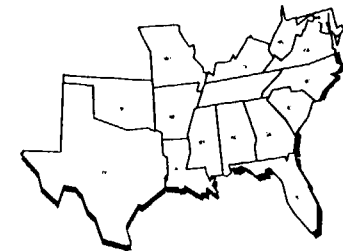
G  
CT

ARKANSAS



## STATE CORRECTIONS PROFILE

### SELECTED CHARACTERISTICS OF ADULT INMATES (AS OF JULY 1, 1998)



#### PROFILE QUESTION

AVERAGE AGE AT COMMITMENT:

TOTAL NUMBER OF INMATES 50 YEARS OR OLDER:

AVERAGE SENTENCE FOR NEW COMMITMENTS:  
(EXCLUDING LIFE SENTENCES)

AVERAGE TIME SERVED BY THOSE RELEASED:  
(EXCLUDING LIFE SENTENCES)

THE THREE (3) MOST FREQUENTLY COMMITTED CRIMES FOR WHICH  
INMATES ARE CURRENTLY SERVING TIME:

#### RACE AND SEX DISTRIBUTION:

PERCENTAGE WHITE

PERCENTAGE BLACK

PERCENTAGE OTHER

PERCENTAGE MALE

PERCENTAGE FEMALE

NUMBER OF INMATES SERVING LIFE

NUMBER OF INMATES SERVING LIFE (WITHOUT PAROLE)

NEW COMMITMENTS TO LIFE SENTENCES:

#### STATE RESPONSE:

30.9 YEARS

881 INMATES

5.7 YEARS

3.0

A. BURGLARLY

B. DRUGS

C. MURDER/MANSLAUGHTER

42.60%

55.30%

2.10%

94.70%

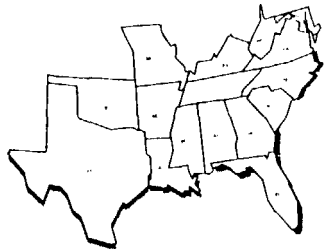
5.30%

4,601 INMATES

2,387 INMATES

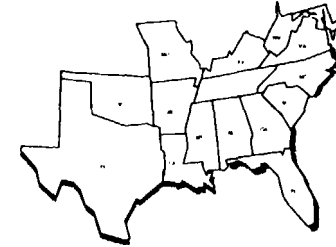
464 INMATES

FLORIDA



## STATE CORRECTIONS PROFILE

### SELECTED CHARACTERISTICS OF ADULT INMATES (AS OF JULY 1, 1998)



#### PROFILE QUESTION

INMATES SERVING DEATH SENTENCES:

#### STATE RESPONSE:

367 INMATES

INMATES SERVING TWENTY (20) YEARS OR MORE:  
INMATES THAT HAVE ALREADY SERVED TWENTY (20)  
YEARS OF THEIR CURRENT SENTENCE:

16,123 INMATES  
533 INMATES

INMATES ADMITTED WHO WERE PAROLE VIOLATORS:

111 INMATES

INMATES RELEASED FROM CUSTODY IN FY98 FOR THE FOLLOWING:

EXPIRATION OF SENTENCE

13,581 INMATES

PAROLE

4,362 INMATES

GOODTIME

0 INMATES

PROBATION

4,075 INMATES

DEATH

225 INMATES

OTHER

697 INMATES

TOTAL

22,940 INMATES

METHOD IN WHICH "GOODTIME" IS CALCULATED:

EARLY RELEASE VIA CONTROL RELEASE;  
GOODTIME (GAIN TIME) IS APPLIED TO EACH INMATE  
ACCORDING TO THEIR RESPECTIVE SENTENCING  
GUIDELINES.

IS MEDICAL-EARLY OR COMPASSIONATE RELEASE ALLOWED:

YES

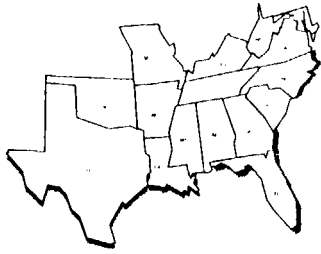
THE FLORIDA PAROLE COMMISSION IN CONJUNCTION WITH THE DEPARTMENT OF CORRECTIONS WILL  
CONSIDER AN INMATE ELIGIBLE FOR RELEASE UNDER THE CONDITIONAL MEDICAL RELEASE PROGRAM WHEN  
THE INMATE, BECAUSE OF AN EXISTING MEDICAL OR PHYSICAL CONDITION, IS DETERMINED TO BE  
PERMANENTLY INCAPACITATED OR TERMINALLY ILL.

NUMBER OF INMATES RELEASED IN FY 98 BASED ON THE ABOVE: 11 INMATES

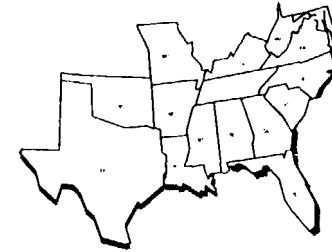
INMATES BETWEEN THE AGES OF SEVENTEEN (17) AND TWENTY  
(20) YEARS OLD: 4,694 INMATES

FLORIDA





## STATE CORRECTIONS PROFILE



### SELECTED CHARACTERISTICS OF ADULT INMATES (HIV/AIDS AS OF JULY 1, 1998)

#### PROFILE QUESTION

NUMBER OF AIDS CASES:

NUMBER OF INMATES TESTED FOR HIV ANTIBODIES

#### TESTING OF INMATES BY CATEGORY:

ADMISSION

RANDOM

INCIDENT

HIGH RISK GROUP

SYSTEMS FREQUENCY OF TESTING:

INMATES TESTING POSITIVE FOR HIV ANTIBODIES:

NUMBER OF CONFIRMED HIV CASES:

AVAILABILITY OF CONDOMS TO THE INMATES:

THE FLORIDA DEPARTMENT OF CORRECTIONS DOES NOT SEGREGATE OR ISOLATE HIV-INFECTED INMATES.

#### STATE RESPONSE:

676 INMATES

N/A

N/A

N/A

N/A

N/A

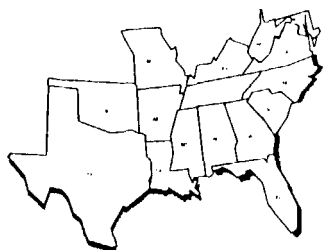
VOLUNTARY (AS REQUESTED)

873 INMATES

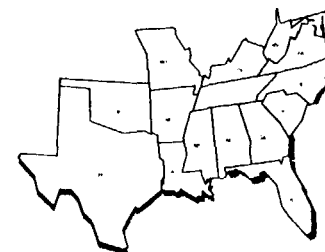
2,453 CASES

CONDOMS ARE NOT AVAILABLE

FLORIDA



## STATE CORRECTIONS PROFILE



### METHODS OF RELIEVING OVERCROWDING

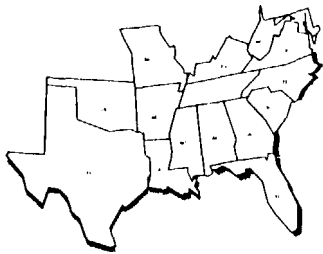
THE FLORIDA DEPARTMENT OF CORRECTIONS HAS INDICATED THAT WHEN THE POPULATION OF THE STATE CORRECTIONAL SYSTEM EXCEEDS 100 PERCENT OF ITS TOTAL CAPACITY FOR 21 DAYS, THE GOVERNOR MAY USE HIS EMERGENCY POWERS TO REDUCE THE POPULATION OF THE STATE CORRECTIONAL SYSTEM BY TRANSFERRING INMATES TO FEDERAL JURISDICTIONS WHICH MAY HAVE A CONCURRENT OR CONSECUTIVE SENTENCE OR ANY ACTIVE DETAINER PLACED ON THE INMATE. NOTIFICATION OF THIS TRANSFER MUST BE MADE WITHIN 30 DAYS. NO PRISONER SHALL BE SO TRANSFERRED WHO IS CONVICTED OF A CAPITAL FELONY IN THE STATE NOR SHALL ANY TRANSFER TAKE PLACE TO ANY COUNTY OR MUNICIPAL JURISDICTION WITHIN THE STATE.

WHEN THE INMATE POPULATION OF THE STATE CORRECTIONAL SYSTEM IS PROJECTED, BASED UPON THE LAST CRIMINAL JUSTICE ESTIMATING CONFERENCE, TO EXCEED THE TOTAL CAPACITY, THE SECRETARY SHALL DEVELOP A PLAN TO ADDRESS THE PROJECTED BED-CAPACITY DEFICIENCY. THIS PLAN SHALL BE SUBMITTED TO THE GOVERNOR, THE PRESIDENT OF THE SENATE, AND THE SPEAKER OF THE HOUSE OF REPRESENTATIVES AT LEAST 30 DAYS PRIOR TO THE PROJECTED BED-CAPACITY DEFICIT OCCURRING.

### COURT ORDER REQUIREMENTS

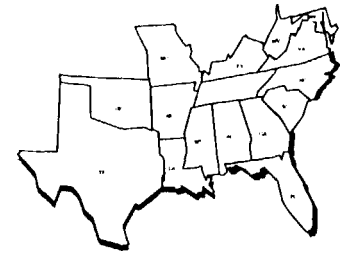
THE FLORIDA DEPARTMENT OF CORRECTIONS IS NOT UNDER A FEDERAL OR STATE COURT ORDER DURING THE YEAR ENDING JUNE 30, 1998.

## FLORIDA



## STATE CORRECTIONS PROFILE

### STATE INITIATIVES



#### ELDERLY OR INFIRMED INMATES

THE FLORIDA DEPARTMENT OF CORRECTIONS HAS INDICATED THAT ELDERLY INMATES ARE NOT HOUSED SEPARATELY. EACH INMATE, REGARDLESS OF AGE, HAS THEIR HEALTH ASSESSED UPON RECEPTION AND IS TREATED ACCORDINGLY THEREAFTER. THE FLORIDA DEPARTMENT OF CORRECTIONS HAS A DATABASE CAPABILITY TO MONITOR AGING INMATES BY USE OF THE OFFENDER BASED INFORMATION SYSTEM (OBIS), WHICH IS DESIGNED TO TRACK THE PHYSICAL HEALTH AND MENTAL HEALTH OF EVERY INMATE.

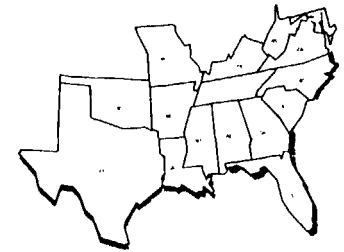
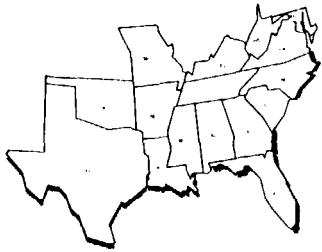
#### PRISON BASED SUBSTANCE ABUSE TREATMENT PROGRAMS

COMPREHENSIVE SUBSTANCE ABUSE TREATMENT PROGRAMS ARE BEING PROVIDED AT 43 MAJOR INSTITUTIONS AND 28 COMMUNITY CORRECTIONAL CENTERS. THESE PROGRAMS ANNUALLY SERVE UP TO 18,000 INMATES WITH SUBSTANCE INVOLVEMENT, ABUSE, OR RELATED PROBLEMS. THE PROGRAM'S MAIN OBJECTIVES ARE TO IDENTIFY SUBSTANCE ABUSERS, ASSESS THE SEVERITY OF THEIR DRUG PROBLEMS, MEASURE THEIR READINESS FOR TREATMENT, AND THEN PLACE THEM IN THE MOST APPROPRIATE TREATMENT PROGRAM. THESE OBJECTIVES ARE ACCOMPLISHED THROUGH INMATE TESTING AND INTERVIEWING AT THE TIME THEY ENTER RECEPTION CENTERS FOR CLASSIFICATION. OFFENDERS ASSESSED AS BEING IN NEED OF SERVICES ARE EITHER SENT DIRECTLY TO APPROPRIATE PROGRAMMING OR PLACED ON A WAITING LIST PENDING AVAILABILITY OF SUCH PROGRAMMING.

FUNDING FOR SUBSTANCE ABUSE PROGRAMS CONSIST OF GENERAL REVENUE AND FEDERAL FUNDS FOR A TOTAL OF \$23,04,549 FOR THE 1997-98 FISCAL YEAR.

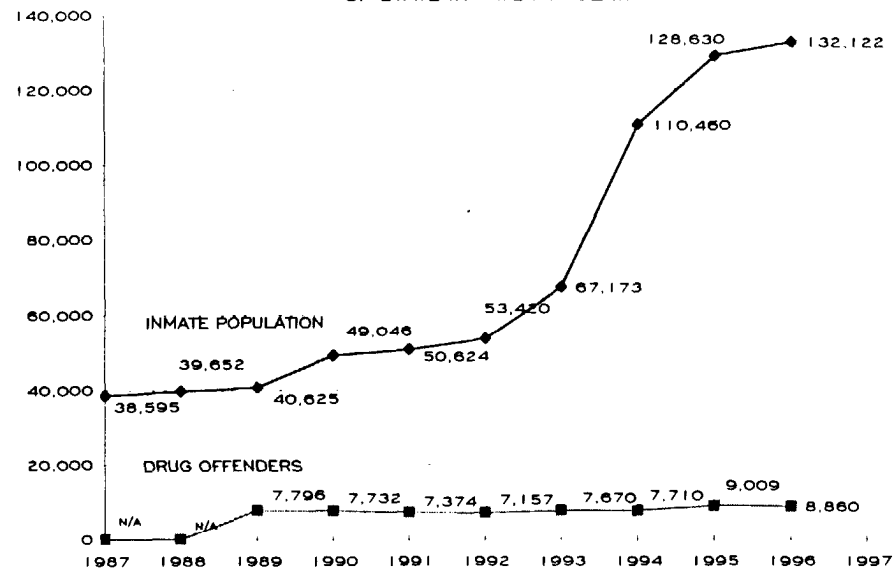
### FLORIDA

## STATE CORRECTIONS PROFILE



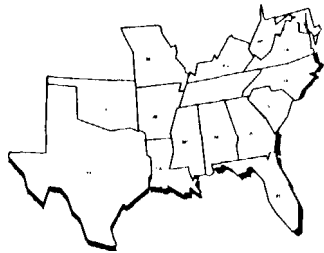
### STATE INITIATIVES (CONTINUED)

#### DRUG OFFENDERS AS A PERCENTAGE OF STATE INMATE POPULATION



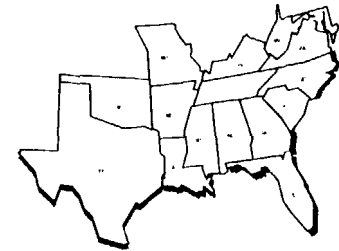
NOTE: THE NUMBER OF DRUG OFFENDERS RELATED TO THE TOTAL INMATE POPULATION FOR FLORIDA HAS DECREASED FROM 19.19% IN 1989 TO 6.71% IN 1996. FLORIDA ATTRIBUTES THIS DECLINE TO THE FOLLOWING: (1) THE EIGHTY-FIVE PERCENT RULE WHICH MEANS THAT 85% OF THE SENTENCE MUST BE SERVED; AND (2) OVERALL PRISON "ADMISSIONS" HAVE DECREASED SINCE 1990-91, WITH A SLIGHT INCREASE IN FY 1996-97.

### FLORIDA



## STATE CORRECTIONS PROFILE

### SELECTED CHARACTERISTICS OF ADULT INMATES (AS OF JULY 1, 1998)



#### PROFILE QUESTION

AVERAGE AGE AT COMMITMENT:

TOTAL NUMBER OF INMATES 50 YEARS OR OLDER:

AVERAGE SENTENCE FOR NEW COMMITMENTS:  
(EXCLUDING LIFE SENTENCES)

AVERAGE TIME SERVED BY THOSE RELEASED:  
(EXCLUDING LIFE SENTENCES)

THE THREE (3) MOST FREQUENTLY COMMITTED CRIMES FOR WHICH  
INMATES ARE CURRENTLY SERVING TIME:

RACE AND SEX DISTRIBUTION:

PERCENTAGE WHITE

PERCENTAGE BLACK

PERCENTAGE OTHER

PERCENTAGE MALE

PERCENTAGE FEMALE

NUMBER OF INMATES SERVING LIFE

NUMBER OF INMATES SERVING LIFE (WITHOUT PAROLE)

NEW COMMITMENTS TO LIFE SENTENCES:

#### STATE RESPONSE:

31.24 YEARS

619 INMATES

6.41 INMATES

5.96

A. BURGLARY

B. ARMED ROBBERY

C. MURDER

33.00%

67.00%

0.00%

90.00%

10.00%

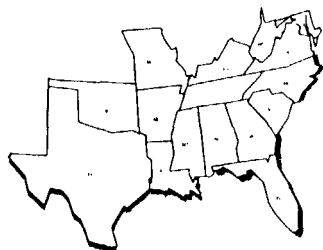
5,425 INMATES

119 INMATES

353 INMATES\*

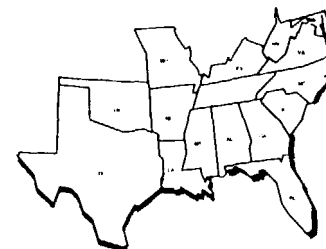
\*THIS NUMBER INCLUDES PAROLE REVOCATORS

GEORGIA



## STATE CORRECTIONS PROFILE

### SELECTED CHARACTERISTICS OF ADULT INMATES (AS OF JULY 1, 1998)



#### PROFILE QUESTION

#### STATE RESPONSE:

INMATES SERVING DEATH SENTENCES:

116 INMATES

INMATES SERVING TWENTY (20) YEARS OR MORE:

5,146 INMATES

INMATES THAT HAVE ALREADY SERVED TWENTY (20)

267

YEARS OF THEIR CURRENT SENTENCE:

INMATES ADMITTED WHO WERE PAROLE VIOLATORS:

3,695 INMATES

INMATES RELEASED FROM CUSTODY IN FY98 FOR THE FOLLOWING:

EXPIRATION OF SENTENCE

4,318 INMATES

PAROLE

7,352 INMATES

GOODTIME

N/A

PROBATION

N/A

DEATH

106 INMATES

OTHER

N/A

TOTAL

11,776 INMATES

METHOD IN WHICH "GOODTIME" IS CALCULATED:

NO RESPONSE

IS MEDICAL-EARLY OR COMPASSIONATE RELEASE ALLOWED:

YES

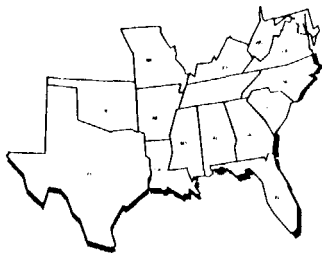
(ONLY THE BOARD OF PARDONS AND PAROLES MAY GRANT MEDICAL REPRIEVES.)

NUMBER OF INMATES RELEASED IN FY 98 BASED ON THE ABOVE: N/A

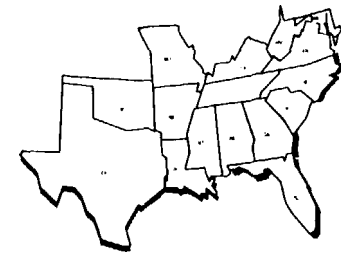
INMATES BETWEEN THE AGES OF SEVENTEEN (17) AND TWENTY  
(20) YEARS OLD:

2,795 INMATES

GEORGIA



## STATE CORRECTIONS PROFILE



### SELECTED CHARACTERISTICS OF ADULT INMATES (HIV/AIDS AS OF JULY 1, 1998)

#### PROFILE QUESTION

#### STATE RESPONSE:

NUMBER OF AIDS CASES:

N/A

NUMBER OF INMATES TESTED FOR HIV ANTIBODIES

N/A

#### TESTING OF INMATES BY CATEGORY:

ADMISSION

N/A

RANDOM

N/A

INCIDENT

N/A

HIGH RISK GROUP

N/A

SYSTEMS FREQUENCY OF TESTING:

UPON ADMISSION; UPON REQUEST, OR  
CLINICALLY INDICATED

INMATES TESTING POSITIVE FOR HIV ANTIBODIES:

1,000 INMATES

NUMBER OF CONFIRMED HIV CASES:

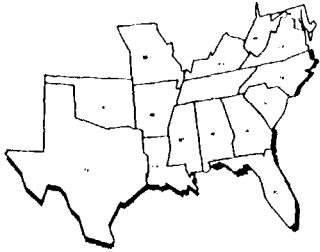
1,000 INMATES

AVAILABILITY OF CONDOMS TO THE INMATES:

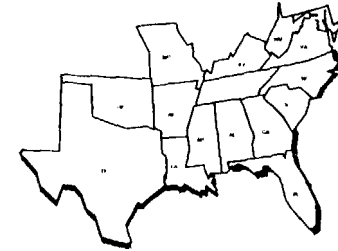
CONDOMS ARE NOT AVAILABLE

THE GEORGIA DEPARTMENT OF CORRECTIONS DOES NOT ISOLATE HIV-INFECTED INMATES.  
HOWEVER, A SMALL PERCENTAGE WHO ARE CONSIDERED SEXUAL PREDATORS ARE PLACED  
IN SEPARATE HOUSING (~ < 10%)

GEORGIA



## STATE CORRECTIONS PROFILE



### METHODS OF RELIEVING OVERCROWDING

THE GEORGIA DEPARTMENT OF CORRECTIONS HAS ADDED A LARGE NUMBER OF BEDS, MORE THAN DOUBLING THEIR CAPACITY BETWEEN JULY 1987 AND JULY 1997, FROM 17,048 TO 35,895.

GEORGIA HAS ALSO ADOPTED A HIGHER-DENSITY DEFINITION OF "MAXIMUM OPERATING CAPACITY" BY DOUBLE-BUNKING AND USING DAY-ROOM SPACE IN MOST LOCATIONS.

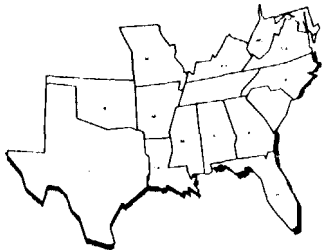
ALSO, THE GEORGIA LEGISLATURE HAS EXCLUDED MISDEMEANANTS AND PROBATION TECHNICAL VIOLATORS FROM PRISON.

### COURT ORDER REQUIREMENTS

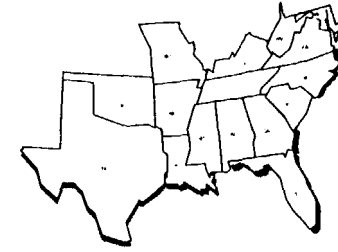
THE GEORGIA DEPARTMENT OF CORRECTIONS HAS BEEN UNDER A FEDERAL COURT ORDER FOR MORE THAN TEN YEARS. THIS COURT ORDER REQUIRES A SET NUMBER OF INMATES PER INSTITUTION AND A MINIMUM RATIO OF SECURITY OFFICERS TO INMATES.

## GEORGIA





## STATE CORRECTIONS PROFILE



### STATE INITIATIVES

#### ELDERLY OR INFIRMED INMATES

GEORGIA'S ELDERLY/INFIRMED INMATES ARE HOUSED AT MEN'S STATE PRISON AND SOME AT THE PRISON HOSPITAL IN AUGUSTA. COSTS OF PROVIDING MEDICAL CARE FOR THIS POPULATION IS NOT SEPARATED OUT FROM ALL OTHER COSTS. THERE IS NO LEGISLATION ENACTED ADDRESSING THIS ISSUE. THE GEORGIA DEPARTMENT OF CORRECTIONS IS IN THE PROCESS OF BUILDING AN ASSISTED LIVING UNIT FOR 192 INMATES WITH MEDICAL IMPAIRMENTS.

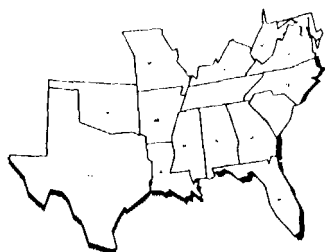
#### PRISON BASED SUBSTANCE ABUSE TREATMENT PROGRAMS

GEORGIA'S PRISON-BASED SUBSTANCE ABUSE TREATMENT PROGRAMS INVOLVE A CONTINUUM OF SUBSTANCE ABUSE SERVICES DESIGNED IN PROGRESSIVE PHASES: EDUCATION PHASE, INTERVENTION PHASE, PRE-RELEASE PHASE, AND AFTERCARE PHASE.

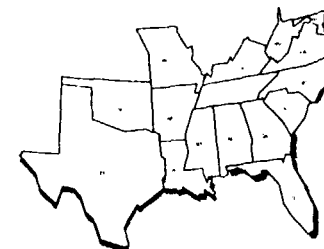
I) EDUCATION PHASE-A HOLISTIC OVERVIEW OF THE EFFECTS OF SUBSTANCE USE AND ABUSE. OFFERED TO ALL OFFENDERS. THE ANNUAL COST ASSOCIATED WITH PROVIDING THIS PROGRAM IS \$27,000 IN STATE FUNDS.

II) INTERVENTION PHASE-A PROGRESSIVE THREE TIER SYSTEM OF SERVICES THAT COVERS PERTINENT TOPICS INCLUDING, BUT NOT LIMITED TO RECOVERY CONCEPTS, COGNITIVE LEARNING, AND RELAPSE PREVENTION. THE COMPONENTS INCLUDE THE FOLLOWING: (A & B) SUBSTANCE ABUSE INTERVENTION PROGRAMS (SIP LEVELS 1 & 2). THESE ARE INDEPENDENT PSYCHO-EDUCATIONAL GROUPS FOR INMATES IDENTIFIED WITH LOW TO HIGH SUBSTANCE USE OR ABUSE PROBLEMS. EACH PROGRAM IS PROGRESSIVE IN NATURE AND IS INTENSIFIED WITH EACH LEVEL PROGRESSION. (C) PRISON SUBSTANCE ABUSE PREVENTION PROGRAM (PSAP) THIS IS A SHORT TERM (35 DAY) STRUCTURED RESIDENTIAL PROGRAM DESIGNED FOR INMATES WHO HAVE BEEN IDENTIFIED WITH A MODERATE TO HIGH SUBSTANCE USE OR ABUSE PROBLEM. THE ANNUAL COST ASSOCIATED WITH THIS PROGRAM IS \$39,360 IN STATE FUNDS.

### GEORGIA



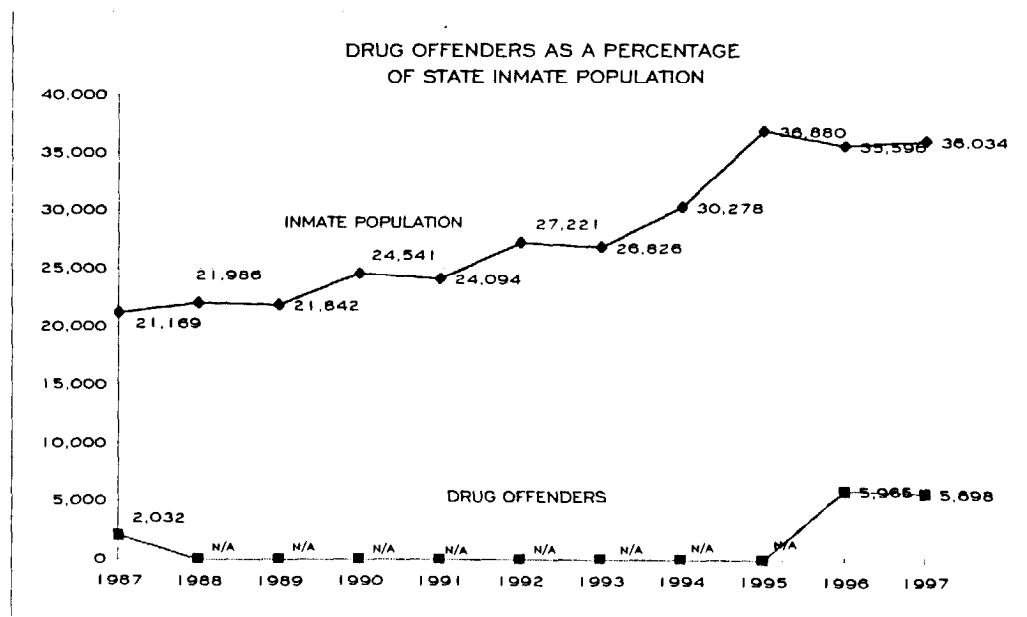
## STATE CORRECTIONS PROFILE



### STATE INITIATIVES (CONTINUED)

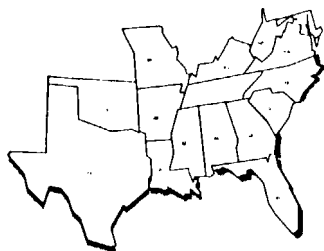
III) PRE-RELEASE PHASE/RESIDENTIAL SUBSTANCE ABUSE TREATMENT PROGRAM (RSAT)-THIS IS AN INTENSIVE, STRUCTURED COMPREHENSIVE 6 MONTH RESIDENTIAL PROGRAM DESIGNED FOR CHRONIC AND POLYDRUG USING INMATES WHO ARE WITHIN 18 MONTHS OF RELEASE. THE ANNUAL COST OF THIS PROGRAM IS \$1,374,026 IN FEDERAL FUNDS.

IV) AFTERCARE PHASE-THE ACTUAL SERVICE PROVIDER IS THE GA BOARD OF PARDONS AND PAROLE. IT INVOLVES COLLABORATIVE LINKAGES WITH THE GA BOARD OF PARDONS AND PAROLES AND GDC AND COMMUNITY RESOURCES.



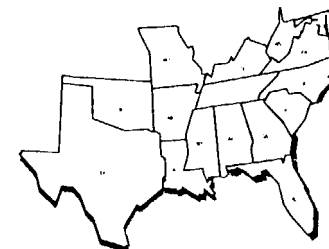
NOTE: THE NUMBER OF DRUG OFFENDERS RELATED TO THE TOTAL INMATE POPULATION FOR GEORGIA HAS INCREASED FROM 9.60% IN 1987 TO 16.76% IN 1996.

## GEORGIA



## STATE CORRECTIONS PROFILE

### SELECTED CHARACTERISTICS OF ADULT INMATES (AS OF JULY 1, 1998)



#### PROFILE QUESTION

AVERAGE AGE AT COMMITMENT:

TOTAL NUMBER OF INMATES 50 YEARS OR OLDER:

AVERAGE SENTENCE FOR NEW COMMITMENTS:  
(EXCLUDING LIFE SENTENCES)

AVERAGE TIME SERVED BY THOSE RELEASED:  
(EXCLUDING LIFE SENTENCES)

THE THREE (3) MOST FREQUENTLY COMMITTED CRIMES FOR WHICH  
INMATES ARE CURRENTLY SERVING TIME:

RACE AND SEX DISTRIBUTION:

PERCENTAGE WHITE

PERCENTAGE BLACK

PERCENTAGE OTHER

PERCENTAGE MALE

PERCENTAGE FEMALE

NUMBER OF INMATES SERVING LIFE

NUMBER OF INMATES SERVING LIFE (WITHOUT PAROLE)

NEW COMMITMENTS TO LIFE SENTENCES:

#### STATE RESPONSE:

31.3 YEARS

965 INMATES

3.5 YEARS

1.4 YEARS

A. ROBBERY I

B. BURGLARY III

C. BURGLARY II

61.00%

38.00%

1.00%

93.00%

7.00%

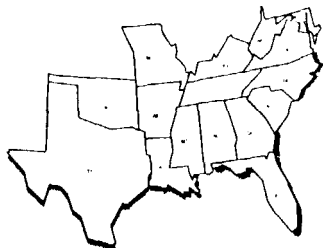
529 INMATES\*

7 INMATES

22 INMATES \*

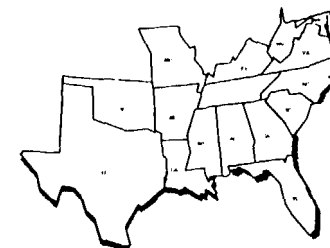
\* INCLUDES FIGURES FOR LIFE WITHOUT PAROLE FOR 25 YEARS.

KENTUCKY



## STATE CORRECTIONS PROFILE

### SELECTED CHARACTERISTICS OF ADULT INMATES (AS OF JULY 1, 1998)



#### PROFILE QUESTION

INMATES SERVING DEATH SENTENCES:

INMATES SERVING TWENTY (20) YEARS OR MORE:  
INMATES THAT HAVE ALREADY SERVED TWENTY (20)  
YEARS OF THEIR CURRENT SENTENCE:

INMATES ADMITTED WHO WERE PAROLE VIOLATORS:

INMATES RELEASED FROM CUSTODY IN FY98 FOR THE FOLLOWING:

EXPIRATION OF SENTENCE

PAROLE

GOODTIME

PROBATION

DEATH

OTHER

TOTAL

METHOD IN WHICH "GOODTIME" IS CALCULATED:

IS MEDICAL-EARLY OR COMPASSIONATE RELEASE ALLOWED:

NUMBER OF INMATES RELEASED IN FY 98 BASED ON THE ABOVE:

INMATES BETWEEN THE AGES OF SEVENTEEN (17) AND TWENTY  
(20) YEARS OLD:

#### STATE RESPONSE:

31 INMATES

2,825 INMATES (EXCLUDING LIFE AND DEATH)

N/A

1,713 INMATES (INCLUDES  
NEW CONVICTIONS)

3,325 INMATES

2,271 INMATES

N/A

976 INMATES

22 INMATES

204 INMATES

6,798 INMATES

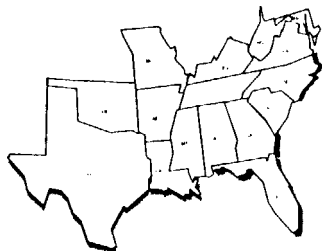
NO RESPONSE

YES

N/A

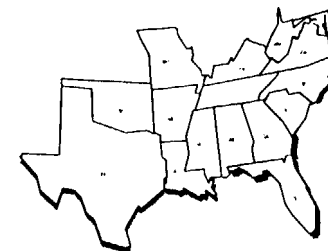
753 INMATES

KENTUCKY



## STATE CORRECTIONS PROFILE

### SELECTED CHARACTERISTICS OF ADULT INMATES (HIV/AIDS AS OF JULY 1, 1998)



#### PROFILE QUESTION

NUMBER OF AIDS CASES:

NUMBER OF INMATES TESTED FOR HIV ANTIBODIES

TESTING OF INMATES BY CATEGORY:

ADMISSION

RANDOM

INCIDENT

HIGH RISK GROUP

SYSTEMS FREQUENCY OF TESTING:

INMATES TESTING POSITIVE FOR HIV ANTIBODIES:

NUMBER OF CONFIRMED HIV CASES:

(THIS IS AN OVERALL TOTAL OF CONFIRMED HIV CASES.)

AVAILABILITY OF CONDOMS TO THE INMATES:

THE KENTUCKY DEPARTMENT OF CORRECTIONS DOES NOT SEGREGATE OR ISOLATE  
HIV-INFECTED INMATES.

#### STATE RESPONSE:

78 INMATES

N/A

N/A

N/A

N/A

N/A

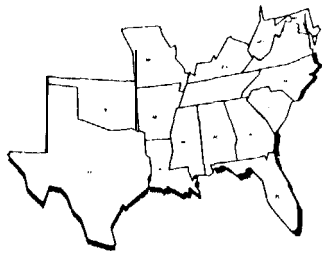
PER MD REQUEST OR INMATE REQUEST

85 INMATES

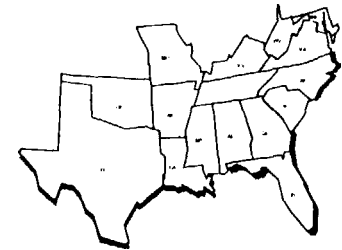
85 INMATES

CONDOMS ARE NOT AVAILABLE

KENTUCKY



## STATE CORRECTIONS PROFILE



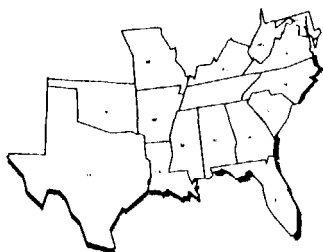
### METHODS OF RELIEVING OVERCROWDING

IN AN EFFORT TO ALLEVIATE OVERCROWDING, KENTUCKY HAS CONTINUED TO CONSTRUCT NEW FACILITIES, CONTRACT FOR PRIVATE PRISON BEDS, DOUBLE BUNK INMATES WHERE POSSIBLE, AND HOUSE INMATES IN COUNTY JAILS. (KENTUCKY IS CURRENTLY UNDER CONTRACT FOR THREE (3) MINIMUM SECURITY PRIVATE PRISONS.)

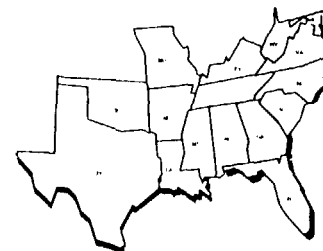
### COURT ORDER REQUIREMENTS

THE KENTUCKY DEPARTMENT OF CORRECTIONS HAS BEEN UNDER A FEDERAL COURT ORDER SINCE 1987. THIS COURT ORDER DOES NOT REQUIRE A SET NUMBER OF INMATES PER INSTITUTION OR A MINIMUM RATIO OF SECURITY OFFICERS TO INMATES. THE COURT ORDER DOES REQUIRE THE KENTUCKY DOC TO TRANSFER SENTENCED FELONS TO STATE INSTITUTIONS 45 DAYS AFTER SENTENCING.

## KENTUCKY



## STATE CORRECTIONS PROFILE



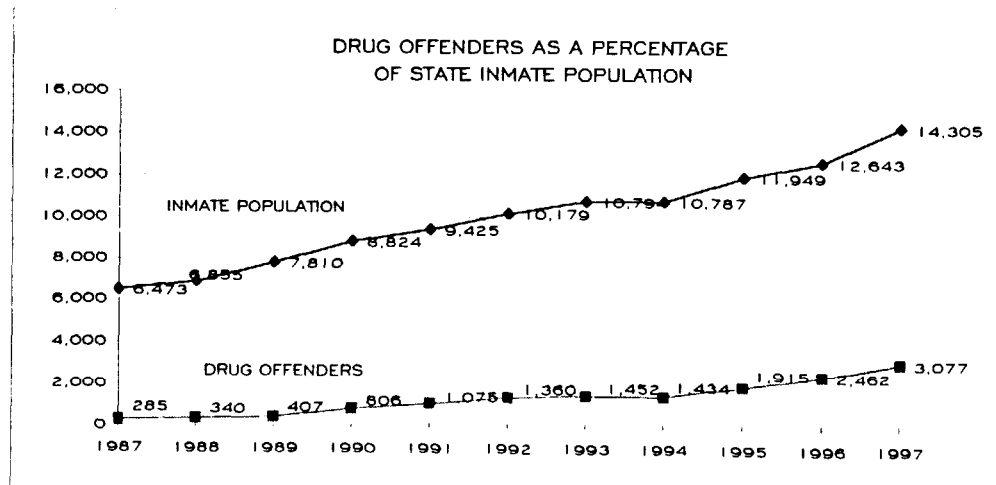
### STATE INITIATIVES

#### ELDERLY OR INFIRMED INMATES

THE KENTUCKY DEPARTMENT OF CORRECTIONS HAS A NURSING HOME WING AND DORM FOR ELDERLY AND ELDERLY INFIRMED PERSONS WITH A TOTAL OF 88 BEDS. THESE TWO FACILITIES ARE ATTACHED TO EXISTING FACILITIES AND ARE FINANCED WITH STATE FUNDS. THE TOTAL COST OF THESE FACILITIES WAS NOT PROVIDED.

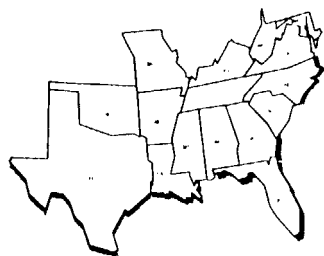
#### PRISON BASED SUBSTANCE ABUSE TREATMENT PROGRAMS

THE KENTUCKY DEPARTMENT OF CORRECTIONS HAS INDICATED THAT THEY PROVIDE TWO SUBSTANCE ABUSE PROGRAMS. ONE IS A 6 MONTH PROGRAM FOR INTENSIVE RESIDENTIAL SUBSTANCE ABUSE WHICH COSTS APPROXIMATELY \$288,000 IN STATE FUNDING. THIS PROGRAM IS DIVIDED INTO TWO CLASSES OF 100 EACH FOR A TOTAL OF 200 CLIENTS EACH YEAR. THE OTHER PROGRAM IS SCHEDULED FOR 4 TIMES A YEAR WITH 25 CLIENTS IN EACH CLASS. THIS PROGRAM PROVIDES FOR A SUBSTANCE ABUSE PROGRAM AS A MAJOR COMPONENT OF THE BOOT CAMP PROGRAM. THE ANNUAL STATE COST OF THIS PROGRAM IS APPROXIMATELY \$44,000.



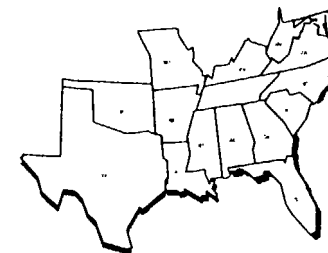
NOTE: THE NUMBER OF DRUG OFFENDERS RELATED TO THE TOTAL INMATE POPULATION FOR KENTUCKY HAS INCREASED FROM 4.40% IN 1987 TO 21.51% IN 1997.

### KENTUCKY



## STATE CORRECTIONS PROFILE

### SELECTED CHARACTERISTICS OF ADULT INMATES (AS OF JULY 1, 1998)



#### PROFILE QUESTION

AVERAGE AGE AT COMMITMENT:

TOTAL NUMBER OF INMATES 50 YEARS OR OLDER:

AVERAGE SENTENCE FOR NEW COMMITMENTS:  
(EXCLUDING LIFE SENTENCES)

AVERAGE TIME SERVED BY THOSE RELEASED:  
(EXCLUDING LIFE SENTENCES)

THE THREE (3) MOST FREQUENTLY COMMITTED CRIMES FOR WHICH  
INMATES ARE CURRENTLY SERVING TIME:

RACE AND SEX DISTRIBUTION:

PERCENTAGE WHITE

PERCENTAGE BLACK

PERCENTAGE OTHER

PERCENTAGE MALE

PERCENTAGE FEMALE

NUMBER OF INMATES SERVING LIFE

(IN A RULING MADE BY THE SUPREME COURT, INMATES SERVING LIFE ARE NO LONGER  
ELIGIBLE FOR PAROLE IN LOUISIANA.)

NUMBER OF INMATES SERVING LIFE (WITHOUT PAROLE)

NEW COMMITMENTS TO LIFE SENTENCES:

#### STATE RESPONSE:

31.0 YEARS

486 INMATES

5.4 YEARS

2.9 YEARS

A. DRUG OFFENSES

B. ROBBERY

C. HOMICIDE

22.80%

77.00%

0.20%

93.60%

6.40%

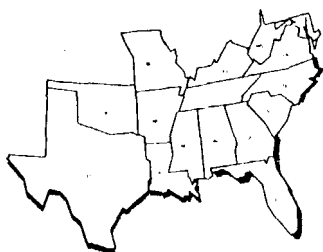
0 INMATES

3,062 INMATES

242 INMATES

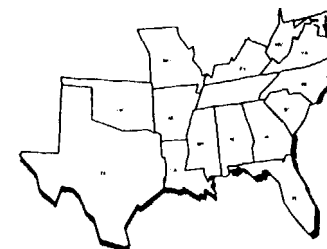
LOUISIANA





## STATE CORRECTIONS PROFILE

### SELECTED CHARACTERISTICS OF ADULT INMATES (AS OF JULY 1, 1998)



#### PROFILE QUESTION

INMATES SERVING DEATH SENTENCES:

INMATES SERVING TWENTY (20) YEARS OR MORE:  
INMATES THAT HAVE ALREADY SERVED TWENTY (20)  
YEARS OF THEIR CURRENT SENTENCE:

INMATES ADMITTED WHO WERE PAROLE VIOLATORS:

INMATES RELEASED FROM CUSTODY IN FY97 FOR THE FOLLOWING:

EXPIRATION OF SENTENCE

PAROLE

GOODTIME

PROBATION

DEATH

OTHER

TOTAL

METHOD IN WHICH "GOODTIME" IS CALCULATED:

RELEASE OF ANY INMATE CONVICTED OF A CRIME COMMITTED PRIOR TO JULY 1982 AND GENERALLY CALCULATED AS  
SERVING TWO-THIRDS OF THEIR SENTENCE.

IS MEDICAL-EARLY OR COMPASSIONATE RELEASE ALLOWED:

NUMBER OF INMATES RELEASED IN FY 97 BASED ON THE ABOVE:

INMATES BETWEEN THE AGES OF SEVENTEEN (17) AND TWENTY  
(20) YEARS OLD:

#### STATE RESPONSE:

72 INMATES

3,990 INMATES

618 INMATES

8,290 INMATES (1,228 NEW FELONY CONVICTIONS;  
4,447 TECHNICAL VIOLATIONS; 2,615 WAIVERS)

469 INMATES

11,779 INMATES

43 INMATES

456 INMATES

78 INMATES

62 INMATES

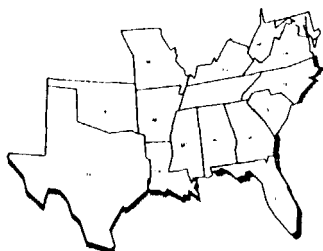
12,887 INMATES

YES

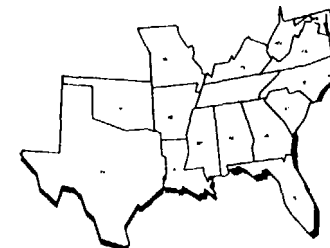
1 INMATE

1,990 INMATES

LOUISIANA



## STATE CORRECTIONS PROFILE



### SELECTED CHARACTERISTICS OF ADULT INMATES (HIV/AIDS AS OF JULY 1, 1998)

#### PROFILE QUESTION

#### STATE RESPONSE:

NUMBER OF AIDS CASES:

53 INMATES

NUMBER OF INMATES TESTED FOR HIV ANTIBODIES

N/A

#### TESTING OF INMATES BY CATEGORY:

ADMISSION

N/A

RANDOM

N/A

INCIDENT

N/A

HIGH RISK GROUP

N/A

SYSTEMS FREQUENCY OF TESTING:

TESTING IS ADMINISTERED ON AN "AS NEEDED" BASIS

INMATES TESTING POSITIVE FOR HIV ANTIBODIES:

N/A

NUMBER OF CONFIRMED HIV CASES:

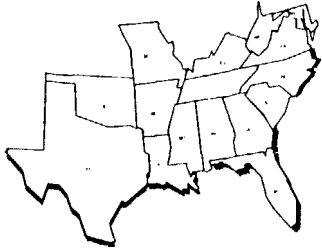
363 INMATES

AVAILABILITY OF CONDOMS TO THE INMATES:

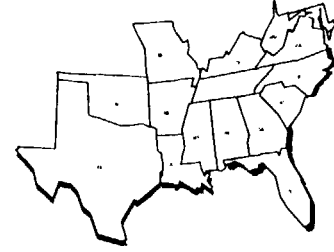
CONDOMS ARE NOT AVAILABLE

THE LOUISIANA DEPARTMENT OF CORRECTIONS DOES NOT SEGREGATE OR ISOLATE  
HIV-INFECTED INMATES.

LOUISIANA



## STATE CORRECTIONS PROFILE



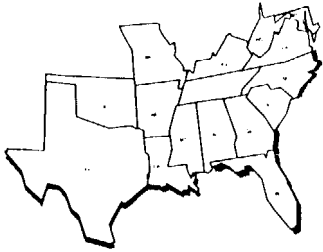
### METHODS OF RELIEVING OVERCROWDING

THE LOUISIANA DEPARTMENT OF CORRECTIONS HAS ADDRESSED OVERCROWDING BY UTILIZING CURRENT AND ANTICIPATED FEDERAL FUNDING FOR CONSTRUCTION OF NEW BEDS AND RENOVATION OF CERTAIN EXISTING HOUSING UNITS (WITH 10% MATCHING STATE FUNDS) AS AUTHORIZED UNDER THE VIOLENT CRIME CONTROL AND LAW ENFORCEMENT ACT OF 1994. THESE FUNDS ARE DEDICATED TO PROVIDE FOR INCREASING CAPACITIES OF FACILITIES. UNDER THESE FUNDS, AS WELL AS THROUGH OTHER AUTHORIZED APPROPRIATIONS, WE EXPECT TO INCREASE POPULATION (OVER A FIVE-YEAR PERIOD) BY 3,742 STATE BEDS. A 20% INCREASE IN BEDS AT THE LOCAL LEVEL IS PLANNED THROUGH 2002 (FOR HOUSING STATE INMATES).

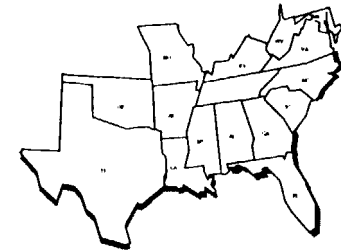
### COURT ORDER REQUIREMENTS

THE LOUISIANA DEPARTMENT OF CORRECTIONS HAS INDICATED THAT EFFECTIVE APRIL 1, 1997, WITH THE EXCEPTION OF LOUISIANA STATE PENITENTIARY, ALL ADULT PRISONS WERE RELEASED FROM FEDERAL COURT SUPERVISION (1975) PURSUANT TO THE CONSENT DECREE IN HAYES WILLIAMS V. MCKEITHEN ETAL 71-98-B. FURTHERMORE, ALL LOCAL PARISH JAILS WERE RELEASED FROM THEIR RESPECTIVE CONSENT DECREES IN THE U.S. DISTRICT COURT, MIDDLE DISTRICT OF LOUISIANA. THREE STATE JUVENILE INSTITUTIONS, AND ONE JUVENILE INSTITUTION ARE UNDER FEDERAL COURT ORDER. THIS COURT ORDER REQUIRES A SET NUMBER OF INMATES PER INSTITUTION.

## LOUISIANA



## STATE CORRECTIONS PROFILE



### STATE INITIATIVES

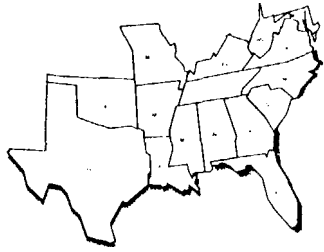
#### ELDERLY OR INFIRMED INMATES

THE LA DEPARTMENT OF CORRECTIONS HAS INDICATED THAT SPECIAL NEEDS INMATES HAVE GAINED CONSIDERABLE ATTENTION AS A RESULT OF DEFICIENCIES CITED BY THE COURTS. YEARS OF POURING MAXIMUM CUSTODY INMATES WITH LONG TERM SENTENCES INTO THE LOUISIANA STATE PENITENTIARY HAS RESULTED IN LSP BECOMING A MELTING POT POPULATION WITH A SIGNIFICANT NUMBER OF THE INMATES HAVING SPECIAL NEEDS.

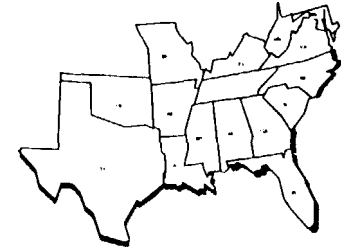
A GERIATRIC AND CHRONIC CONVALESCENT FACILITY FOR MALE INMATES IS BEING PREPARED FOR OCCUPANCY IN CADDO PARISH. THIS FACILITY WILL ADDRESS THE GROWING CONCERN THAT LSP WILL EVOLVE INTO A "CORRECTIONAL NURSING HOME" AS WELL AS ADDRESS THE SYSTEM'S NEED FOR A CENTRALIZED NURSING FACILITY FOR THE CHRONICALLY ILL. THE CADDO DETENTION CENTER WAS DEEDED TO THE STATE OF LOUISIANA ON JULY 1, 1996 THROUGH RESOLUTION NO. 14 OF 1996 BY THE CADDO PARISH COMMISSION. THE POPULATION OF THIS FACILITY WILL INCLUDE INMATES FROM THE NORTHERN PART OF THE STATE WHO ARE BEING PROCESSED INTO THE STATE CORRECTIONAL SYSTEM AND THOSE WHO ARE GERIATRIC AND/OR INFIRMED AND NOT ELIGIBLE OR OTHERWISE APPROPRIATE FOR MEDICAL FURLOUGH. THE LOCATION OF THIS FACILITY FACILITATES THE EFFICIENCY OF MEDICAL SERVICES NEEDED BY THESE INMATES AS IT IS LOCATED NEAR THE LSU MEDICAL CENTER IN SHREVEPORT AND THEIR SCHOOL OF ALLIED HEALTH. DAVID WADE CORRECTIONAL CENTER (DWCC) WILL MANAGE AND OPERATE THE FACILITY AS A SATELLITE UNIT UNDER THE NAME OF DR. MARTIN L. FORCHT, JR., CLINICAL TREATMENT UNIT (FORCHT-WADE FOR SHORT).

THE FACILITY WILL ALSO HOUSE A NUMBER OF SUPPORT INMATES WHO WILL ASSIST IN THE MAINTENANCE OF THE FACILITY. THE STAFFING OF THE FACILITY WILL BE GEARED TO THE SPECIAL MEDICAL CARE TO BE RENDERED AND TO THE RECEPTION AND DIAGNOSTIC FUNCTION. THE STAFFING WILL ALSO REFLECT A RELIANCE ON MUCH OF THE ADMINISTRATIVE AND SUPPORT STAFF AT DAVID WADE CORRECTIONAL CENTER.

### LOUISIANA



## STATE CORRECTIONS PROFILE



### STATE INITIATIVES (CONTINUED)

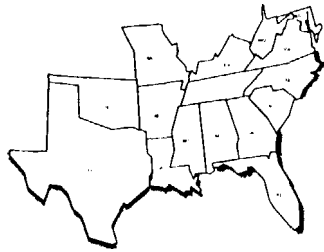
STATUS: UPON COMPLETION OF THE RENOVATIONS, THE RECEPTION AND DIAGNOSTIC INTAKE FUNCTIONS WILL BEGIN AND THE CELLBLOCKS WILL BE OCCUPIED. THE GERIATRIC INMATES WILL MOVE INTO THE FACILITY AFTER THE INSTALLATION OF THE REQUIRED MEDICAL EQUIPMENT AND HANDICAPPED AUXILIARY AIDS (RAMPS, BARS, ETC.).

THE DEPARTMENT WAS AWARDED FUNDING UNDER THE FEDERAL VIOLENT OFFENDER INCARCERATION/TRUTH-IN-SENTENCING GRANT PROGRAM, OF WHICH \$5 MILLION IS DESIGNATED TO THE RENOVATION OF FORCHT-WADE. APPROXIMATELY 130 INMATES ARE CURRENTLY HOUSED AT FORCHT-WADE AND HAVE BEGUN MINOR RENOVATIONS. THE PROCESS OF SELECTING ARCHITECTS, CONTRACTOR, ETC. FOR THE MAJOR RENOVATIONS (WHICH INCLUDE A CELLBLOCK, THE KITCHEN AND THE SEWERAGE SYSTEM) HAS RECENTLY BEEN INITIATED.

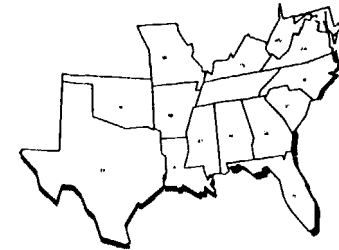
#### PRISON BASED SUBSTANCE ABUSE TREATMENT PROGRAMS

THE LOUISIANA DEPARTMENT OF CORRECTIONS HAS INDICATED THAT APPROXIMATELY 75% OF ALL ADULT INMATES COMMITTED TO STATE CUSTODY HAVE SOME LEVEL OF SUBSTANCE ABUSE HISTORY. THE DEPARTMENT OF CORRECTIONS WAS AWARDED FUNDING FROM THE FEDERAL RESIDENTIAL SUBSTANCE ABUSE TREATMENT (RSAT) FOR STATE PRISONERS GRANT PROGRAM. TWO (2) RSAT PROGRAMS WILL BE OPERATED THROUGH THIS FUNDING. ONE IS OPERATING AT THE CONCORDIA PARISH DETENTION FACILITY AND THE SECOND WILL BE OPERATING AT ELAYN HUNT CORRECTIONAL CENTER. THROUGH THE RSAT PROGRAM INMATES WILL RECEIVE 6-12 MONTHS OF SUBSTANCE ABUSE TREATMENT IN FACILITIES SET APART FROM THE GENERAL CORRECTIONAL POPULATION. IN ADDITION TO ADDRESSING THE SUBSTANCE ABUSE PROBLEMS OF THE INMATE, THE PROGRAM IS INTENDED TO DEVELOP THE INMATES' COGNITIVE, BEHAVIORAL, SOCIAL, VOCATIONAL, AND OTHER SKILLS TO SOLVE THE SUBSTANCE ABUSE AND RELATED PROBLEMS. CONTINUED DRUG AND ALCOHOL SCREENING AFTER RELEASE IS REQUIRED.

## LOUISIANA

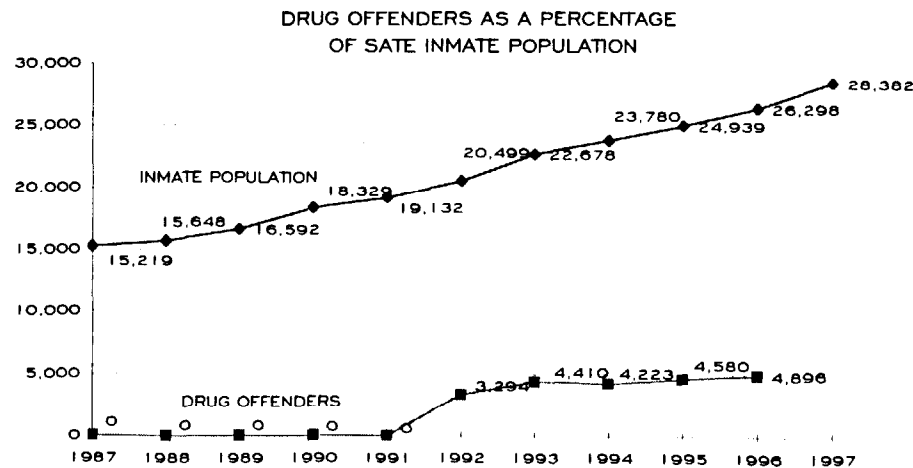


## STATE CORRECTIONS PROFILE



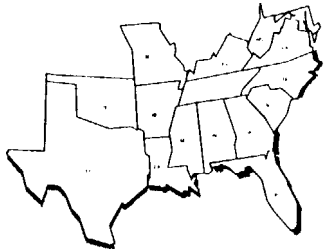
### STATE INITIATIVES (CONTINUED)

AS A STIPULATION OF PAROLE, WORK RELEASE OR GOOD-TIME DISCHARGE, SOME OFFENDERS ARE REQUIRED TO ENTER INTO THE BLUE WALTERS SUBSTANCE ABUSE PROGRAM PRIOR TO RELEASE. THE GOAL OF THIS PROGRAM IS TO REDUCE RECIDIVISM THROUGH A STRUCTURED PLAN OF SUBSTANCE ABUSE INTERVENTION, EDUCATION AND REHABILITATION. WHILE IN TREATMENT, THE INMATES UNDERGO AN INTENSE PROGRAM WHICH INCLUDES DIDACTIC LECTURES, AUDIOS AND VIDEOS COVERING ALL ASPECTS OF THE DISEASE ADDICTION, THE 12-STEP PROGRAM OF ALCOHOLICS AND NARCOTICS ANONYMOUS, SMALL GROUP THERAPY, INDIVIDUAL COUNSELING, SPECIALIZED GROUPS COVERING RELAPSE PREVENTION, STRESS MANAGEMENT/RELAXATION THERAPY, ASSERTIVENESS TRAINING, CONFLICT RESOLUTION, IMPROVING SELF-ESTEEM, LIFE MANAGEMENT SKILLS, ADULT EDUCATION, SUPERVISED RECREATION THERAPY AND NIGHTLY ATTENDANCE AT AA OR NA MEETINGS. UPON DISCHARGE, ALL INDIVIDUALS ARE REFERRED TO A STATE SUBSTANCE ABUSE CLINIC IN THEIR COMMUNITY FOR AFTERCARE SERVICES.



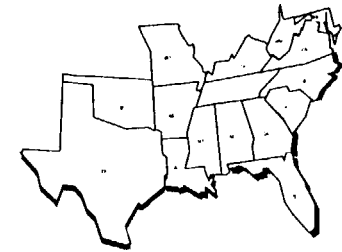
NOTE: THE NUMBER OF DRUG OFFENDERS RELATED TO THE TOTAL INMATE POPULATION FOR LOUISIANA HAS INCREASED FROM 16.07% IN 1992 TO 18.62% IN 1996. (PREVIOUS YEARS INFORMATION IS NOT AVAILABLE.)

### LOUISIANA



## STATE CORRECTIONS PROFILE

### SELECTED CHARACTERISTICS OF ADULT INMATES (AS OF JULY 1, 1998)



#### PROFILE QUESTION

#### STATE RESPONSE:

AVERAGE AGE AT COMMITMENT:

33.1 YEARS

TOTAL NUMBER OF INMATES 50 YEARS OR OLDER:

1,220 INMATES

AVERAGE SENTENCE FOR NEW COMMITMENTS:  
(EXCLUDING LIFE SENTENCES)

3.3 YEARS

AVERAGE TIME SERVED BY THOSE RELEASED:  
(EXCLUDING LIFE SENTENCES)

1.5 YEARS

THE THREE (3) MOST FREQUENTLY COMMITTED CRIMES FOR WHICH  
INMATES ARE CURRENTLY SERVING TIME:

- A. DRUGS
- B. MURDER
- C. ROBBERY

RACE AND SEX DISTRIBUTION:

PERCENTAGE WHITE

22.60%

PERCENTAGE BLACK

77.30%

PERCENTAGE OTHER

0.10%

PERCENTAGE MALE

95.10%

PERCENTAGE FEMALE

4.90%

NUMBER OF INMATES SERVING LIFE

1,815

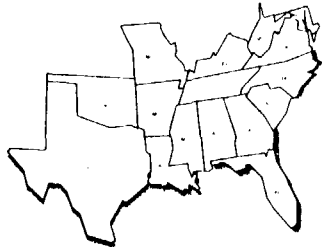
NUMBER OF INMATES SERVING LIFE (WITHOUT PAROLE)

153

NEW COMMITMENTS TO LIFE SENTENCES:

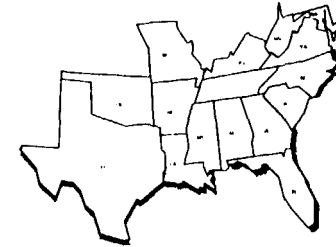
103 INMATES

MARYLAND



## STATE CORRECTIONS PROFILE

### SELECTED CHARACTERISTICS OF ADULT INMATES (AS OF JULY 1, 1998)



#### PROFILE QUESTION

#### STATE RESPONSE:

INMATES SERVING DEATH SENTENCES:

14 INMATES

INMATES SERVING TWENTY (20) YEARS OR MORE:

1,276 INMATES

INMATES THAT HAVE ALREADY SERVED TWENTY (20)

YEARS OF THEIR CURRENT SENTENCE:

N/A

INMATES ADMITTED WHO WERE PAROLE VIOLATORS:

1,867 INMATES

INMATES RELEASED FROM CUSTODY IN FY98 FOR THE FOLLOWING:

EXPIRATION OF SENTENCE

5,607

PAROLE

4,011

GOODTIME

6,224

PROBATION

N/A

DEATH

58

OTHER

1,068

TOTAL

16,968

METHOD IN WHICH "GOODTIME" IS CALCULATED:

NO RESPONSE

IS MEDICAL-EARLY OR COMPASSIONATE RELEASE ALLOWED:

YES

SINCE 1991, MARYLAND HAS ALLOWED INMATES WITH SERIOUS MEDICAL PROBLEMS TO BE RELEASED THROUGH THE MEDICAL PAROLE PROGRAM. INMATES WHO ARE GRANTED MEDICAL PAROLE HAVE SERIOUS MEDICAL PROBLEMS AND NO LONGER PRESENT ANY RISK TO PUBLIC SAFETY.

NUMBER OF INMATES RELEASED IN FY 98 BASED ON THE ABOVE: 35 INMATES

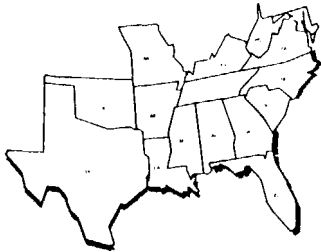
INMATES BETWEEN THE AGES OF SEVENTEEN (17) AND TWENTY (20) YEARS OLD:

1,275 INMATES

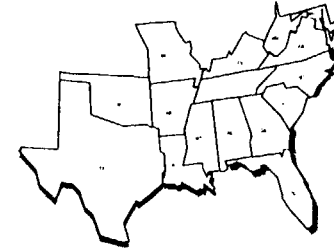
MARYLAND



## STATE CORRECTIONS PROFILE



### SELECTED CHARACTERISTICS OF ADULT INMATES (HIV/AIDS AS OF JULY 1, 1998)



PROFILE QUESTION

STATE RESPONSE:

NUMBER OF AIDS CASES:

270 INMATES

NUMBER OF INMATES TESTED FOR HIV ANTIBODIES

10,000 INMATES

TESTING OF INMATES BY CATEGORY:

VOLUNTARY

6,500 INMATES

CLINICAL

3,500 INMATES

INCIDENT

N/A

HIGH RISK GROUP

N/A

SYSTEMS FREQUENCY OF TESTING:

VOLUNTARY AND CLINICAL TESTING

INMATES TESTING POSITIVE FOR HIV ANTIBODIES:

800 INMATES

NUMBER OF CONFIRMED HIV CASES:

775 INMATES

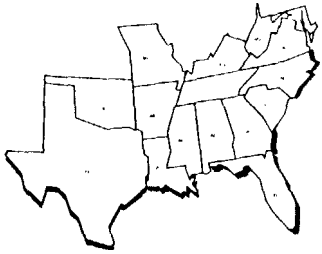
AVAILABILITY OF CONDOMS TO THE INMATES:

CONDOMS ARE NOT AVAILABLE

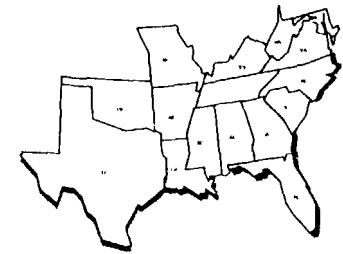
THE MARYLAND DIVISION OF CORRECTIONS DOES NOT SEGREGATE OR ISOLATE HIV-INFECTED INMATES.

MARYLAND

## STATE CORRECTIONS PROFILE



### METHODS OF RELIEVING OVERCROWDING



THE MARYLAND DIVISION OF CORRECTIONS HAS NOT UNDERTAKEN ANY NEW MEASURES TO RELIEVE OVERCROWDING OR REDUCE THE OVERALL PRISON POPULATION IN 1997-98. HOWEVER, IN FY 96, THE MARYLAND DIVISION OF CORRECTIONS OPENED FIVE NEW CORRECTIONAL FACILITIES AND ADDED HOUSING UNITS AT EXISTING FACILITIES TO RELIEVE OVERCROWDING. MARYLAND'S PRISON CONSTRUCTION HAS PRODUCED 10,566 ADDITIONAL BEDS.

### COURT ORDER REQUIREMENTS

THE MARYLAND DIVISION OF CORRECTIONS IS NOT CURRENTLY UNDER A FEDERAL OR STATE COURT ORDER DURING THE YEAR ENDING JUNE 30, 1998.

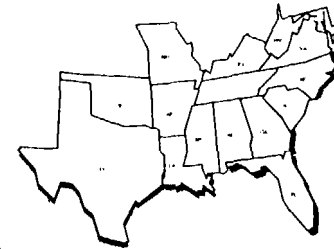
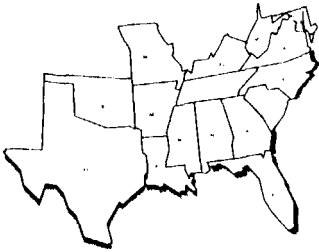
### STATE INITIATIVES

#### ELDERLY OR INFIRMED INMATES

MARYLAND'S NUMBER OF ELDERLY INMATES HAS REMAINED STABLE IN RECENT YEARS. MARYLAND HAS APPROXIMATELY 200 INMATES OVER AGE 60 WITH APPROXIMATELY 25 WHO REQUIRE LONG-TERM CARE. THESE INMATES ARE SPREAD OUT IN SEVERAL INSTITUTIONS AND HAVE SUPPORT GROUPS, RECEIVE ANNUAL PHYSICALS AND PSYCHO-SOCIAL ASSESSMENTS. SET UP OF AFTERCARE IS AVAILABLE.

### MARYLAND

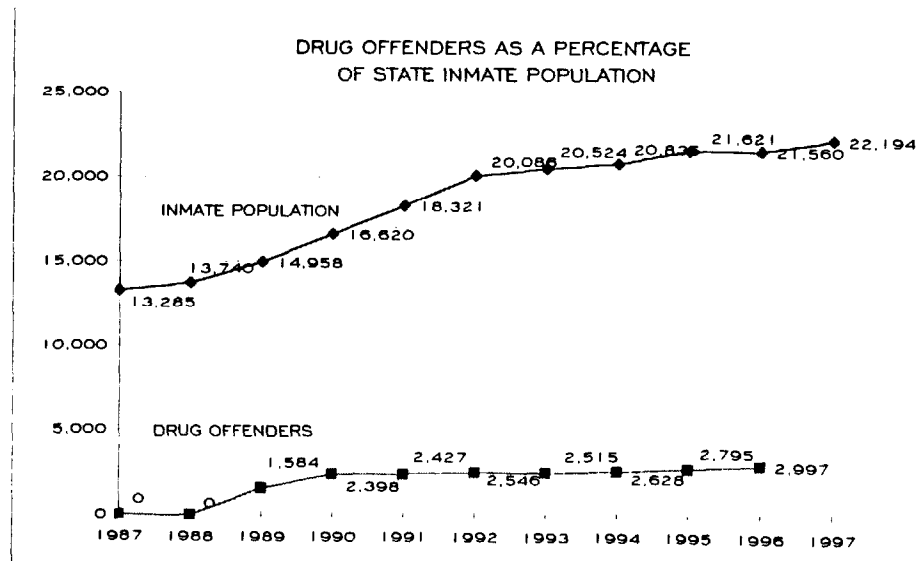
## STATE CORRECTIONS PROFILE



### STATE INITIATIVES (CONTINUED)

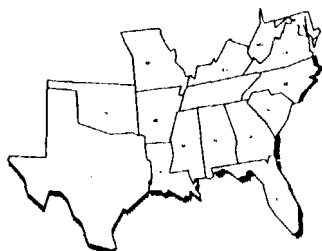
#### PRISON BASED SUBSTANCE ABUSE TREATMENT PROGRAMS

THE MARYLAND DIVISION OF CORRECTIONS HAS INDICATED THE FOLLOWING PROGRAMS FOR SUBSTANCE ABUSE : (1) INMATE SELF-HELP, (2) ALCOHOLICS ANONYMOUS AND NARCOTICS ANONYMOUS BY VOLUNTEERS, AND (3) SOCIAL WORK EDUCATION GROUP AND REENTRY GROUP BY STAFF SOCIAL WORKERS. THE MARYLAND DOC ALSO HAS A FEDERALLY FUNDED RESIDENTIAL SUBSTANCE ABUSE TREATMENT PROGRAM WHERE PARTICIPATION IS FROM 10 TO 18 MONTHS PRIOR TO RELEASE. THESE DRUG PROGRAMS COST APPROXIMATELY \$1.2 MILLION.



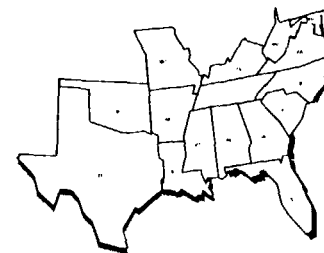
NOTE: THE NUMBER OF DRUG OFFENDERS RELATED TO THE TOTAL INMATE POPULATION FOR MARYLAND HAS INCREASED FROM 10.59% IN 1989 TO 13.90% IN 1996.

### MARYLAND



## STATE CORRECTIONS PROFILE

### SELECTED CHARACTERISTICS OF ADULT INMATES (AS OF JULY 1, 1998)



#### PROFILE QUESTION

#### STATE RESPONSE:

AVERAGE AGE AT COMMITMENT:

29.26 YEARS

TOTAL NUMBER OF INMATES 50 YEARS OR OLDER:

210 INMATES

AVERAGE SENTENCE FOR NEW COMMITMENTS:  
(EXCLUDING LIFE SENTENCES)

5.02 YEARS

AVERAGE TIME SERVED BY THOSE RELEASED:  
(EXCLUDING LIFE SENTENCES)

2.18 YEARS

THE THREE (3) MOST FREQUENTLY COMMITTED CRIMES FOR WHICH  
INMATES ARE CURRENTLY SERVING TIME:

- A. DRUGS
- B. VIOLENT/ ASSAULT & MURDER
- C. BURGLARY

#### RACE AND SEX DISTRIBUTION:

PERCENTAGE WHITE

24.20%

PERCENTAGE BLACK

64.60%

PERCENTAGE OTHER

11.10%

PERCENTAGE MALE

89.60%

PERCENTAGE FEMALE

10.40%

NUMBER OF INMATES SERVING LIFE

1,595 INMATES

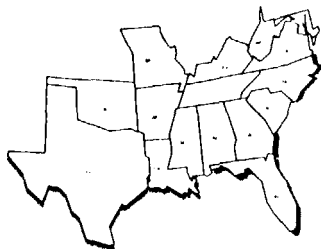
NUMBER OF INMATES SERVING LIFE (WITHOUT PAROLE)

217 INMATES

NEW COMMITMENTS TO LIFE SENTENCES:

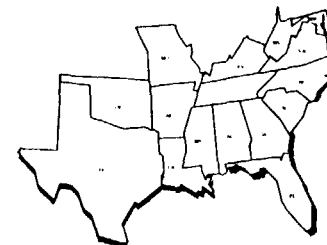
106 INMATES

MISSISSIPPI



## STATE CORRECTIONS PROFILE

### SELECTED CHARACTERISTICS OF ADULT INMATES (AS OF JULY 1, 1998)



#### PROFILE QUESTION

#### STATE RESPONSE

INMATES SERVING DEATH SENTENCES:

63 INMATES

INMATES SERVING TWENTY (20) YEARS OR MORE:

N/A

INMATES THAT HAVE ALREADY SERVED TWENTY (20)

N/A

YEARS OF THEIR CURRENT SENTENCE:

INMATES ADMITTED WHO WERE PAROLE VIOLATORS:

110 INMATES

INMATES RELEASED FROM CUSTODY IN FY98 FOR THE FOLLOWING:

EXPIRATION OF SENTENCE

2,222 INMATES

PAROLE

1,161 INMATES

GOODTIME

0

PROBATION

1,703 INMATES

DEATH

34 INMATES

OTHER

1 INMATE

TOTAL

5,121 INMATES

METHOD IN WHICH "GOODTIME" IS CALCULATED:

NO RESPONSE

IS MEDICAL-EARLY OR COMPASSIONATE RELEASE ALLOWED:

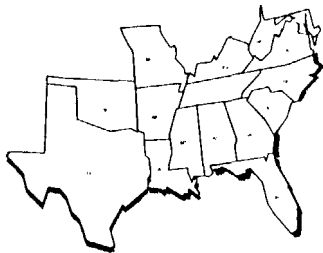
YES

NUMBER OF INMATES RELEASED IN FY 98 BASED ON THE ABOVE: 9 INMATES

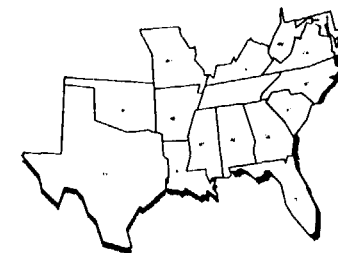
INMATES BETWEEN THE AGES OF SEVENTEEN (17) AND TWENTY  
(20) YEARS OLD:

956 INMATES

MISSISSIPPI



## STATE CORRECTIONS PROFILE



### SELECTED CHARACTERISTICS OF ADULT INMATES (HIV/AIDS AS OF JULY 1, 1998)

#### PROFILE QUESTION

NUMBER OF AIDS CASES:

NUMBER OF INMATES TESTED FOR HIV ANTIBODIES

TESTING OF INMATES BY CATEGORY:

ADMISSION

RANDOM

INCIDENT

HIGH RISK GROUP

SYSTEMS FREQUENCY OF TESTING:

INMATES TESTING POSITIVE FOR HIV ANTIBODIES:

NUMBER OF CONFIRMED HIV CASES:

AVAILABILITY OF CONDOMS TO THE INMATES:

THE MISSISSIPPI DEPARTMENT OF CORRECTIONS HAS INDICATED THAT SEGREGATION BY CLASSIFICATION IS A CHOICE MADE BY ADMINISTRATION FOR CLASSIFICATION PURPOSES FOR HIV-INFECTED INMATES.

#### STATE RESPONSE:

37 INMATES

5,360 INMATES

ALL INMATES

ALL INMATES

POST EXPOSURE

AS ORDERED BY MD

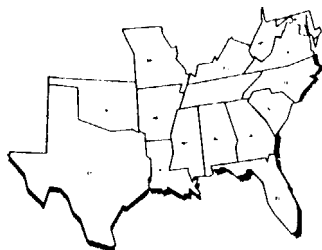
ADMISSION, AS NEEDED

70 INMATES

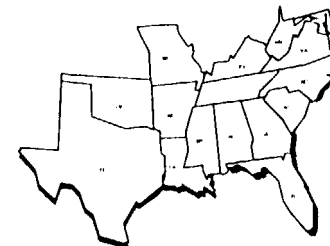
174 INMATES

CONDOMS ARE AVAILABLE

MISSISSIPPI



## STATE CORRECTIONS PROFILE



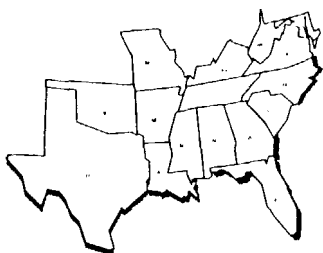
### METHODS OF RELIEVING OVERCROWDING

IN AN EFFORT TO ALLEVIATE OVERCROWDING, CONSTRUCTION THROUGH THE SPECIAL PRISON EMERGENCY CONSTRUCTION MANAGEMENT BOARD WHICH WAS ENACTED IN A SPECIAL SESSION OF THE LEGISLATURE DURING THE SUMMER OF 1995, ALLOWED FOR THE CONSTRUCTION OF NEW FACILITIES. THE TOTAL NUMBER OF BEDS CONSTRUCTED THROUGH SPECM WAS 3,447. ADDITIONALLY, 2000 PRIVATE BEDS WERE CONSTRUCTED WITH ANOTHER 500 BEDS DUE ON LINE IN FEB, 98. THE LEGISLATURE HAS ALSO AUTHORIZED THE CONSTRUCTION OF SEVERAL 310 BED REGIONAL COUNTY FACILITIES THAT WILL HOUSE 250 STATE INMATES.

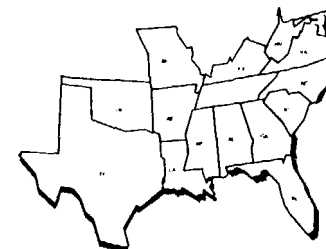
### COURT ORDER REQUIREMENTS

THE MISSISSIPPI DEPARTMENT OF CORRECTIONS IS NOT CURRENTLY UNDER A FEDERAL OR STATE COURT ORDER DURING THE YEAR ENDING JUNE 30, 1998.

## MISSISSIPPI



## STATE CORRECTIONS PROFILE



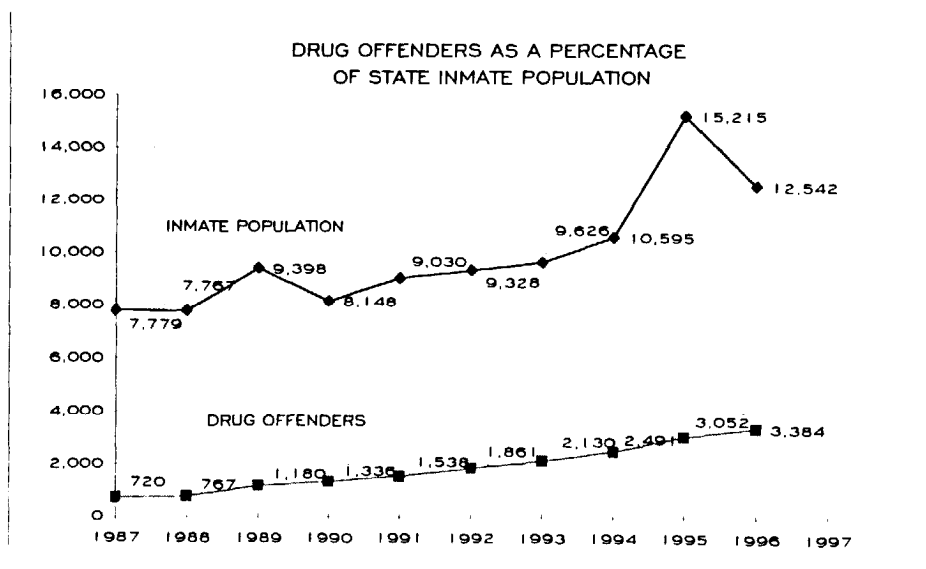
### STATE INITIATIVES

#### ELDERLY AND INFIRMED INMATES

TO ADDRESS THE ISSUE OF ELDERLY OR INFIRMED INMATES, THE MISSISSIPPI DEPARTMENT OF CORRECTIONS HAS OPENED A STEP-DOWN UNIT (UNIT 24), 3,436 BEDS. (THIS INCLUDES TWO (2) ADDITIONAL BUILDINGS.)

#### PRISON BASED SUBSTANCE ABUSE TREATMENT PROGRAMS

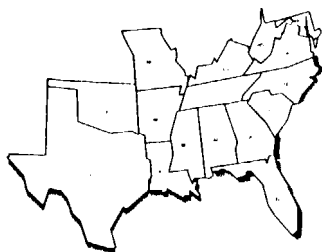
THE MISSISSIPPI DEPARTMENT OF CORRECTIONS HAS INDICATED THAT THEY PROVIDE TWO TYPES OF SUBSTANCE ABUSE TREATMENT PROGRAMS: (1) AN ALCOHOL AND DRUG TREATMENT PROGRAM AT A TOTAL COST OF \$796,445 (STATE \$249,255); AND (2) A PRE-RELEASE DRUG TREATMENT PROGRAM AT A COST OF \$331,873 (STATE \$77,375).



NOTE: THE NUMBER OF DRUG OFFENDERS RELATED TO THE TOTAL INMATE POPULATION FOR MISSISSIPPI HAS INCREASED FROM 9.26% IN 1987 TO 26.98% IN 1996.

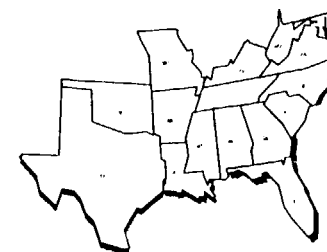
### MISSISSIPPI





## STATE CORRECTIONS PROFILE

### SELECTED CHARACTERISTICS OF ADULT INMATES (AS OF JULY 1, 1998)



#### PROFILE QUESTION

AVERAGE AGE AT COMMITMENT:

TOTAL NUMBER OF INMATES 50 YEARS OR OLDER:

AVERAGE SENTENCE FOR NEW COMMITMENTS:  
(EXCLUDING LIFE SENTENCES)

AVERAGE TIME SERVED BY THOSE RELEASED:  
(EXCLUDING LIFE SENTENCES)

THE THREE (3) MOST FREQUENTLY COMMITTED CRIMES FOR WHICH  
INMATES ARE CURRENTLY SERVING TIME:

#### RACE AND SEX DISTRIBUTION:

PERCENTAGE WHITE

PERCENTAGE BLACK

PERCENTAGE OTHER

PERCENTAGE MALE

PERCENTAGE FEMALE

NUMBER OF INMATES SERVING LIFE

NUMBER OF INMATES SERVING LIFE (WITHOUT PAROLE)

NEW COMMITMENTS TO LIFE SENTENCES:

#### STATE RESPONSE:

30.0 YEARS

142 INMATES

2.77 YEARS

9.08 YEARS

A. DANGEROUS DRUGS

B. ROBBERY

C. BURGLARY

54.30%

45.00%

0.70%

93.00%

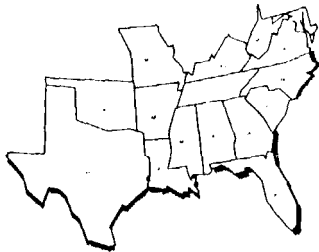
7.00%

1,500 INMATES

153 INMATES

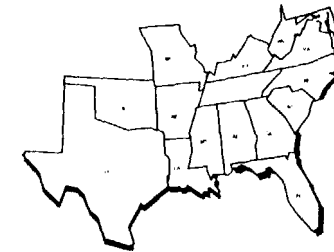
115 INMATES

MISSOURI



## STATE CORRECTIONS PROFILE

### SELECTED CHARACTERISTICS OF ADULT INMATES (AS OF JULY 1, 1998)



#### PROFILE QUESTION

INMATES SERVING DEATH SENTENCES:

#### STATE RESPONSE:

95 INMATES

INMATES SERVING TWENTY (20) YEARS OR MORE:

4,494 INMATES

INMATES THAT HAVE ALREADY SERVED TWENTY (20)

N/A

YEARS OF THEIR CURRENT SENTENCE:

INMATES ADMITTED WHO WERE PAROLE VIOLATORS:

1,819 INMATES

INMATES RELEASED FROM CUSTODY IN FY98 FOR THE FOLLOWING:

EXPIRATION OF SENTENCE

903 INMATES

PAROLE

5,626 INMATES

GOODTIME

56 INMATES

PROBATION

3,348 INMATES

DEATH

50 INMATES

OTHER

1,030 INMATES

TOTAL

11,013 INMATES

METHOD IN WHICH "GOODTIME" IS CALCULATED:

NO RESPONSE

IS MEDICAL-EARLY OR COMPASSIONATE RELEASE ALLOWED:

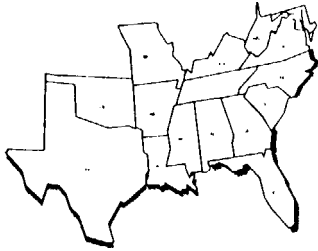
YES

NUMBER OF INMATES RELEASED IN FY 98 BASED ON THE ABOVE: 1 INMATE

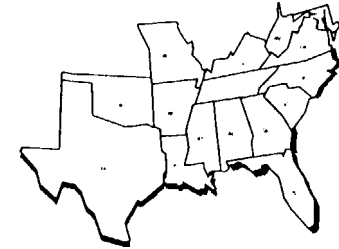
INMATES BETWEEN THE AGES OF SEVENTEEN (17) AND TWENTY  
(20) YEARS OLD:

2,719 INMATES

MISSOURI



## STATE CORRECTIONS PROFILE



### SELECTED CHARACTERISTICS OF ADULT INMATES (HIV/AIDS AS OF JULY 1, 1998)

#### PROFILE QUESTION

#### STATE RESPONSE:

NUMBER OF AIDS CASES:

244 INMATES

NUMBER OF INMATES TESTED FOR HIV ANTIBODIES

24,143 INMATES

#### TESTING OF INMATES BY CATEGORY:

ADMISSION

N/A

RANDOM

N/A

INCIDENT

N/A

HIGH RISK GROUP

N/A

SYSTEMS FREQUENCY OF TESTING:

ADMISSION, EXIT, VOLUNTARY, OTHER RANDOM

INMATES TESTING POSITIVE FOR HIV ANTIBODIES:

N/A

NUMBER OF CONFIRMED HIV CASES:

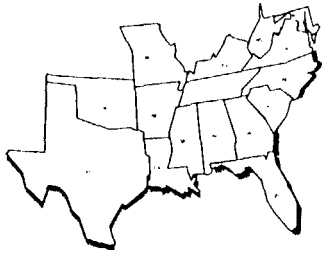
244 INMATES

AVAILABILITY OF CONDOMS TO THE INMATES:

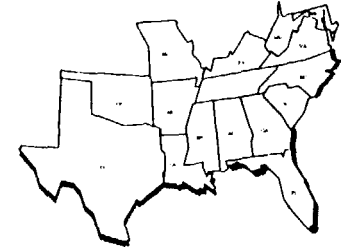
CONDOMS ARE NOT AVAILABLE

THE MISSOURI DEPARTMENT OF CORRECTIONS DOES NOT SEGREGATE OR ISOLATE HIV-INFECTED INMATES.

MISSOURI



## STATE CORRECTIONS PROFILE



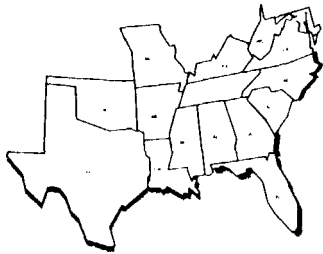
### METHODS OF RELIEVING OVERCROWDING

TO RELIEVE OVERCROWDING OR REDUCE THE PRISON POPULATION IN MISSOURI, THE DEPARTMENT OF CORRECTIONS HAS BUILT NEW PRISONS AND HAS ADDED ON TO EXISTING FACILITIES. ALSO, IN THE PAST, THE TEMPORARY USE OF RECREATION AREAS AND ALL-WEATHER TENTS IN THE RECEPTION AND DIAGNOSTIC CENTERS HAS BEEN IMPLEMENTED AS A SOLUTION TO OVERCROWDING.

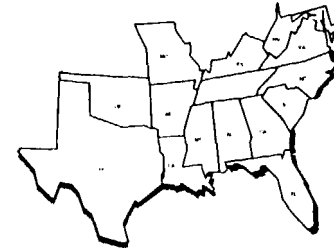
### COURT ORDER REQUIREMENTS

THE MISSOURI DEPARTMENT OF CORRECTIONS HAS INDICATED THAT THEY HAVE BEEN UNDER A FEDERAL COURT ORDER SINCE 1984. THE COURT ORDER REQUIRES A POPULATION CAP AT ONE CORRECTIONAL CENTER AND A MINIMUM SPACE PER INMATE REQUIREMENT AT ANOTHER INSTITUTION. THE COURT ORDER DOES NOT REQUIRE A MINIMUM RATIO OF SECURITY OFFICERS TO INMATES. THE MAJOR ISSUES ADDRESSED IN THE COURT ORDER INCLUDE SEGREGATION HOUSING, DOUBLE CELLING, AND VOCATIONAL TRAINING FACILITIES.

## MISSOURI



## STATE CORRECTIONS PROFILE



### STATE INITIATIVES

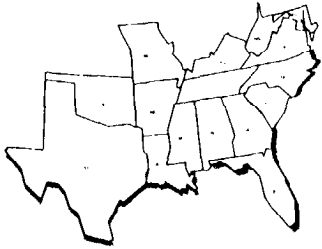
#### ELDERLY OR INFIRMED INMATES

THERE IS A SEPARATE UNIT AT MOBERLY CORRECTIONAL CENTER TO HOUSE ELDERLY INMATES, BUT IT DOES NOT INCUR ANY ADDITIONAL COSTS. OFFENDERS OF AN ADVANCED AGE WHO ARE IN NEED OF LONG-TERM NURSING HOME CARE MAY BE GRANTED MEDICAL PAROLE OR A COMMUTATION OF SENTENCE UNDER SECTION 217.250 OF THE MISSOURI REVISED STATUTES.

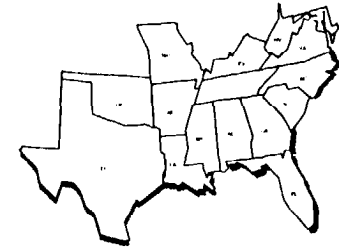
#### PRISON BASED SUBSTANCE ABUSE TREATMENT PROGRAMS

THE MISSOURI DEPARTMENT OF CORRECTIONS OPERATES NINE INSTITUTIONAL TREATMENT CENTERS WITH A BED CAPACITY OF 2,487. IN FY 1997, THERE WERE 4,089 EXITS FROM TREATMENT PROGRAMS WITH A SUCCESS RATIO OF 62%. MOST ADMISSIONS COME FROM THE COURTS BUT THE DEPARTMENT DOES HAVE LEGISLATIVE AUTHORITY TO ADMIT CERTAIN OFFENDERS TO A SUBSTANCE ABUSE PROGRAM. THE PER DIEM COST PER INMATE OF A 90-DAY TREATMENT PROGRAM IN FY 1997 WAS \$38.76. THE DEPARTMENT ALSO PROVIDES SUBSTANCE ABUSE SCREENING, ASSESSMENT, EDUCATION AND TREATMENT TO THE INMATE POPULATION. THE BUDGET APPROPRIATION FOR SUBSTANCE ABUSE AND RESIDENTIAL TREATMENT FACILITIES IN FY 1997-98 WAS \$9.5 MILLION IN STATE FUNDS.

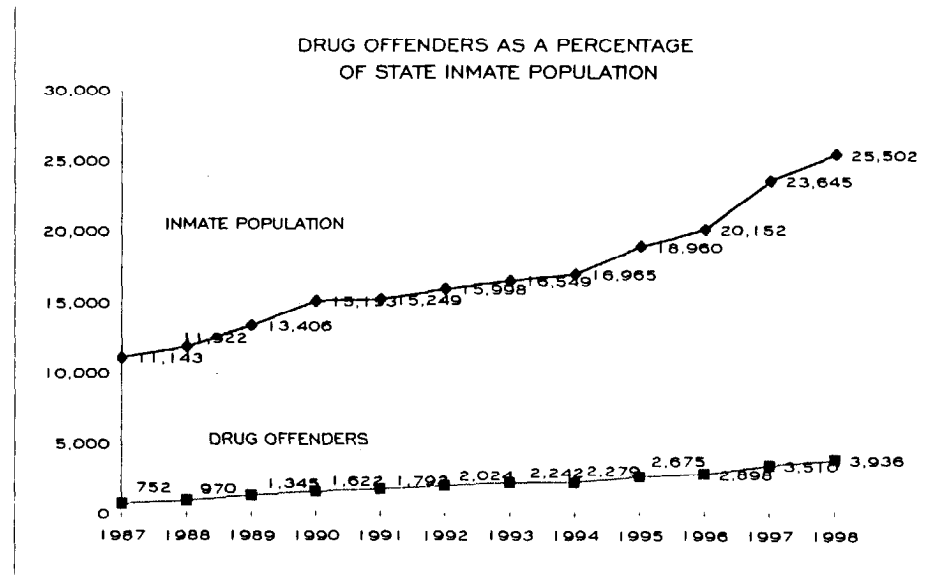
MISSOURI



## STATE CORRECTIONS PROFILE

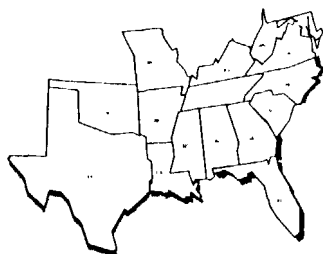


### STATE INITIATIVES (CONTINUED)



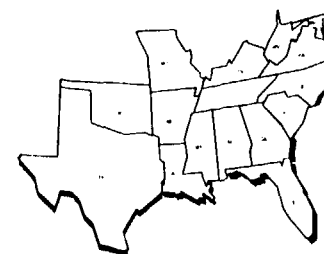
NOTE: THE NUMBER OF DRUG OFFENDERS RELATED TO THE TOTAL INMATE POPULATION FOR MISSOURI HAS INCREASED FROM 6.75% IN 1987 TO 15.43% IN 1998.

### MISSOURI



## STATE CORRECTIONS PROFILE

### SELECTED CHARACTERISTICS OF ADULT INMATES (AS OF JULY 1, 1998)



#### PROFILE QUESTION

#### STATE RESPONSE:

AVERAGE AGE AT COMMITMENT:

30 YEARS

TOTAL NUMBER OF INMATES 50 YEARS OR OLDER:

767 INMATES

AVERAGE SENTENCE FOR NEW COMMITMENTS:  
(EXCLUDING LIFE SENTENCES)

2.3 YEARS

AVERAGE TIME SERVED BY THOSE RELEASED:  
(EXCLUDING LIFE SENTENCES)

N/A

THE THREE (3) MOST FREQUENTLY COMMITTED CRIMES FOR WHICH  
INMATES ARE CURRENTLY SERVING TIME:

- A. ROBBERY
- B. DRUGS (NON-TRAFFICKING)
- C. BREAKING AND ENTERING

RACE AND SEX DISTRIBUTION:

PERCENTAGE WHITE

32.00%

PERCENTAGE BLACK

64.00%

PERCENTAGE OTHER

4.00%

PERCENTAGE MALE

94.00%

PERCENTAGE FEMALE

6.00%

NUMBER OF INMATES SERVING LIFE

3,164 INMATES (THIS FIGURE IS FOR

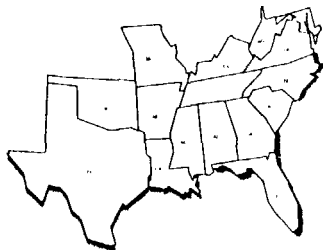
NUMBER OF INMATES SERVING LIFE (WITHOUT PAROLE)

LIFE AND LIFE W/O PAROLE

NEW COMMITMENTS TO LIFE SENTENCES:

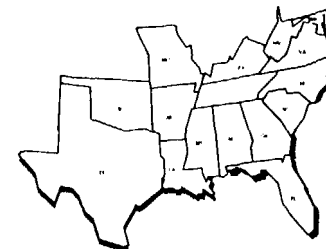
67 INMATES

NORTH CAROLINA



## STATE CORRECTIONS PROFILE

### SELECTED CHARACTERISTICS OF ADULT INMATES (AS OF JULY 1, 1998)



#### PROFILE QUESTION

INMATES SERVING DEATH SENTENCES:

#### STATE RESPONSE:

176 INMATES

INMATES SERVING TWENTY (20) YEARS OR MORE:

6,786 INMATES

INMATES THAT HAVE ALREADY SERVED TWENTY (20)  
YEARS OF THEIR CURRENT SENTENCE:

N/A

INMATES ADMITTED WHO WERE PAROLE VIOLATORS:

2,137 INMATES

INMATES RELEASED FROM CUSTODY IN FY98 FOR THE FOLLOWING:

EXPIRATION OF SENTENCE

13,551 INMATES

PAROLE

8,645 INMATES

GOODTIME

N/A

PROBATION

N/A

DEATH

56 INMATES

OTHER

3,074 INMATES

TOTAL

25,326 INMATES

METHOD IN WHICH "GOODTIME" IS CALCULATED:

NO RESPONSE

IS MEDICAL-EARLY OR COMPASSIONATE RELEASE ALLOWED:

NO

NUMBER OF INMATES RELEASED IN FY 97 BASED ON THE ABOVE:

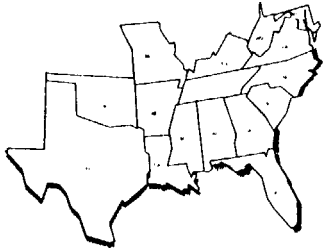
0 INMATES

INMATES BETWEEN THE AGES OF SEVENTEEN (17) AND TWENTY  
(20) YEARS OLD:

2,941 INMATES

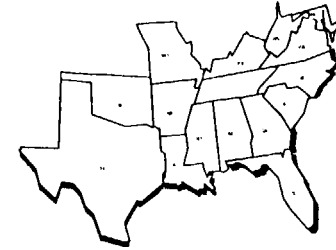
NORTH CAROLINA





## STATE CORRECTIONS PROFILE

### SELECTED CHARACTERISTICS OF ADULT INMATES (HIV/AIDS AS OF JULY 1, 1998)



#### PROFILE QUESTION

NUMBER OF AIDS CASES:

#### STATE RESPONSE:

195 INMATES

NUMBER OF INMATES TESTED FOR HIV ANTIBODIES

7,836

#### TESTING OF INMATES BY CATEGORY:

ADMISSION

N/A

RANDOM

N/A

INCIDENT

N/A

HIGH RISK GROUP

N/A

SYSTEMS FREQUENCY OF TESTING:

N/A

INMATES TESTING POSITIVE FOR HIV ANTIBODIES:

132 INMATES

NUMBER OF CONFIRMED HIV CASES:

342 INMATES

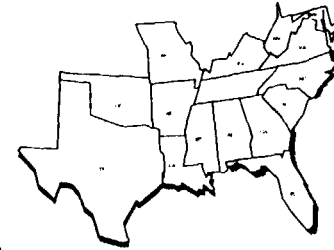
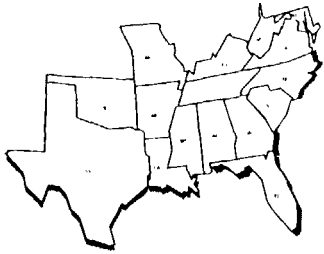
AVAILABILITY OF CONDOMS TO THE INMATES:

CONDOMS ARE NOT AVAILABLE

THE NORTH CAROLINA DEPARTMENT OF CORRECTIONS DOES NOT SEGREGATE OR ISOLATE  
HIV-INFECTED INMATES.

NORTH CAROLINA

## STATE CORRECTIONS PROFILE



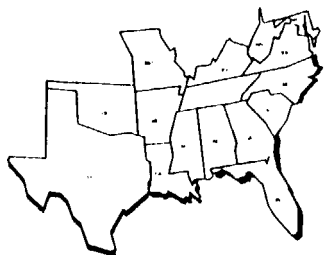
### METHODS OF RELIEVING OVERCROWDING

THE NORTH CAROLINA GENERAL ASSEMBLY HAS TAKEN SEVERAL STEPS TO RELIEVE PRISON OVERCROWDING. THE MOST SWEEPING CHANGE WAS THE IMPLEMENTATION OF STRUCTURED SENTENCING, EFFECTIVE OCTOBER 1, 1994. STRUCTURED SENTENCING ORGANIZES OFFENDERS INTO PUNISHMENT GRID CELLS BASED ON A COMBINATION OF OFFENSE GRAVITY AND PRIOR RECORD LEVEL. FOR CERTAIN COMBINATIONS OF OFFENSE CLASS AND PRIOR RECORD LEVEL, PRISON IS MANDATORY, WHEREAS FOR OTHERS, INCARCERATION IS NOT AN OPTION. PRISON BEDS ARE RESERVED FOR THE MOST SERIOUS OFFENDERS AND THOSE WITH MORE PRIOR OFFENSES, WHILE LESS SERIOUS OFFENDERS ARE DIVERTED INTO INTERMEDIATE AND COMMUNITY PUNISHMENTS. INTERMEDIATE AND COMMUNITY PUNISHMENTS MAY INCLUDE ONE OR MORE OF THE FOLLOWING: BOOTCAMP, ASSIGNMENT TO A RESIDENTIAL FACILITY, ELECTRONIC MONITORING, INTENSIVE, SUPERVISED, OR UNSUPERVISED PROBATION, OUT-PATIENT TREATMENT, COMMUNITY SERVICE, RESTITUTION OR FINES.

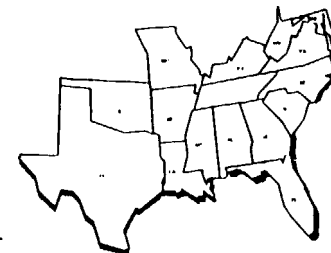
NORTH CAROLINA HAS ALSO EXPANDED PRISON CAPACITY TO PROVIDE ADEQUATE BEDSPACE FOR OFFENDERS ALREADY IN PRISON AND FOR THOSE ENTERING UNDER STRUCTURED SENTENCING. THE STATE HAS EMBARKED UPON AN AGGRESSIVE CONSTRUCTION AND RENOVATION PROGRAM IN WHICH THEY HAVE SPENT APPROXIMATELY \$600 MILLION DOLLARS SINCE 1985-86. ALSO, NORTH CAROLINA HAS PASSED LEGISLATION AND APPROPRIATED FUNDS TO HOUSE PRISONERS IN PRIVATE, FOR-PROFIT FACILITIES IN NORTH CAROLINA, AND HAS ESTABLISHED CONTRACTS WITH COUNTIES TO INCARCERATE STATE PRISONERS.

ADMINISTRATIVELY, THE NORTH CAROLINA DEPARTMENT OF CORRECTIONS HAS IMPLEMENTED A STRUCTURED REVOCATION POLICY, WHICH IS DESIGNED TO REDUCE PRISON ADMISSIONS RESULTING FROM PROBATION REVOCATIONS. FURTHERMORE, THE ATTORNEY GENERAL HAS APPEALED THE CONSENT DECREE WHICH MANDATED 50 SQUARE FEET PER INMATE, AND RECENTLY, HAS OBTAINED SOME RELIEF FROM THAT DECISION.

### NORTH CAROLINA



## STATE CORRECTIONS PROFILE



### COURT ORDER REQUIREMENTS

THE NORTH CAROLINA DEPARTMENT OF CORRECTIONS IS NOT CURRENTLY UNDER A FEDERAL OR STATE COURT ORDER DURING THE YEAR ENDING JUNE 30, 1998.

### STATE INITIATIVES

#### ELDERLY OR INFIRMED INMATES

THE NORTH CAROLINA DEPARTMENT OF CORRECTIONS HAS INDICATED THAT THERE HAS BEEN NO INCREASE NOR DO THEY FORECAST ANY SIGNIFICANT INCREASE IN THE PROPORTION OF THE ELDERLY INMATE POPULATION.

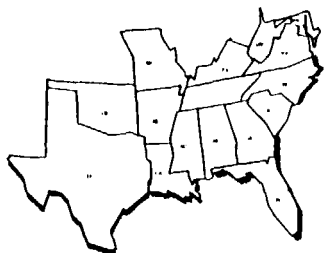
#### PRISON BASED SUBSTANCE ABUSE TREATMENT PROGRAMS

THE TOTAL FY 97 BUDGET FOR NORTH CAROLINA'S DEPARTMENT OF CORRECTIONS SUBSTANCE ABUSE PROGRAMS INCLUDING PRIVATE TREATMENT BEDS WAS \$27.4 MILLION.

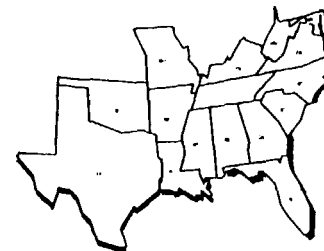
**DART PROGRAM:** THE DART, DRUG ALCOHOL RECOVERY TREATMENT, PROGRAM IS BASED ON THE MINNESOTA MODEL OF CHEMICAL DEPENDENCY AND TREATMENT. THE PROGRAM PROVIDES 5 WEEKS OF INTENSIVE TREATMENT FOR ALCOHOL AND DRUG ADDICTION FOR ABOUT 100 OFFENDERS PER FACILITY. THE PROGRAMS ARE GENERALLY LOCATED IN MEDIUM CUSTODY FACILITIES AND PROVIDE INMATES WITH AN INITIAL OPPORTUNITY TO ENGAGE IN TREATMENT AND EARLY RECOVERY.

PROGRAM PARTICIPANTS ARE INVOLVED IN EXTENSIVE FOLLOW-UP AFTER THE PERIOD OF INTENSIVE TREATMENT. A SPECIFIC PLAN IS DEVELOPED FOR EACH INMATE, INCLUDING ACTIVE INVOLVEMENT WITH ALCOHOLICS ANONYMOUS, NARCOTICS ANONYMOUS, COMMUNITY RESOURCES AND PERSONAL SPONSORSHIP. THE DEPARTMENT ALSO CONTRACTS FOR PART-TIME, OUT-PATIENT COUNSELORS AND OTHERS WHO PROVIDE RELAPSE COUNSELING, PRE-RELEASE AND COMMUNITY TRANSITION SERVICES.

### NORTH CAROLINA



## STATE CORRECTIONS PROFILE



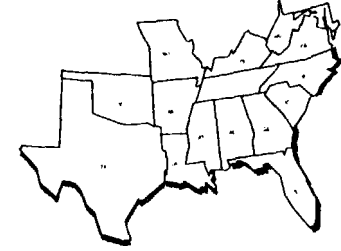
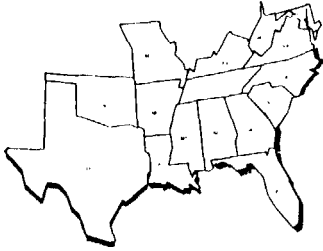
### STATE INITIATIVES (CONTINUED)

DART PAROLE AND PROBATION RESIDENTIAL PROGRAM: THIS IS A COMMUNITY BASED RESIDENTIAL PROGRAM FOR PAROLEES AND PROBATIONERS WHICH PROVIDES 28 DAYS OF CHEMICAL DEPENDENCY TREATMENT. THE PAROLE COMMISSION MAY REQUIRE AN OFFENDER TO RECEIVE TREATMENT AS A CONDITION OF PAROLE, OR THE COURTS MAY REQUIRE TREATMENT AS A CONDITION OF PROBATION. AS A CONDITION OF PAROLE OR PROBATION, OFFENDERS ARE REQUIRED TO SUCCESSFULLY COMPLETE THE PROGRAM. THOSE WHO DO NOT SUCCESSFULLY COMPLETE THE PROGRAM MAY BE REQUIRED TO CONTINUE TREATMENT AT THE FACILITY, OR SEEK TREATMENT IN THEIR LOCAL COMMUNITY AND CONTINUE UNDER SUPERVISION.

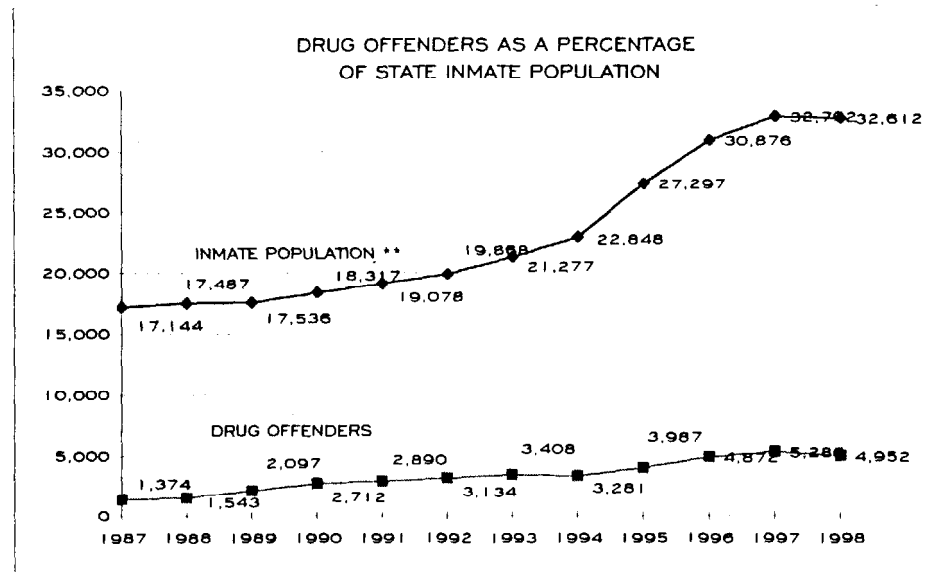
PRIVATE DRUG TREATMENT BEDS (1997-98 BUDGET WAS \$6.9 MILLION): THESE 350 BEDS PROVIDE SPECIALIZED CHEMICAL DEPENDENCY TREATMENT SERVICES FOR OFFENDERS WHO REQUIRE LONG TERM INTERVENTION, PRE-RELEASE OR COMMUNITY TRANSITION SERVICES. OFFENDERS ARE ASSIGNED TO THE FACILITIES FOR A PERIOD OF 6 TO 12 MONTHS. UPON FINISHING THE PROGRAM AND BEING RELEASED FROM PRISON, OFFENDERS ARE SUPERVISED BY THE DIVISION OF ADULT PROBATION AND PAROLE.

### NORTH CAROLINA

## STATE CORRECTIONS PROFILE



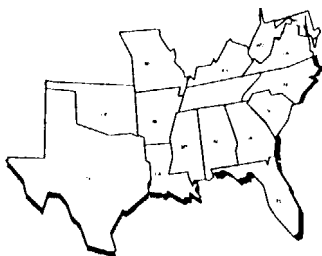
### STATE INITIATIVES (CONTINUED)



NOTE: THE NUMBERS OF DRUG OFFENDERS RELATED TO THE TOTAL INMATE POPULATION FOR NORTH CAROLINA HAS INCREASED FROM 8.01% IN 1987 TO 15.18% IN 1998.

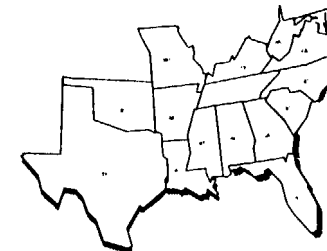
\*\*THE TOTAL INMATE POPULATION FOR NORTH CAROLINA INCLUDES ALL NORTH CAROLINA PRISONERS HOUSED IN STATE FACILITIES, OUT-OF-STATE FACILITIES, AND LOCAL JAILS.

### NORTH CAROLINA



## STATE CORRECTIONS PROFILE

### SELECTED CHARACTERISTICS OF ADULT INMATES (AS OF JULY 1, 1998)



#### PROFILE QUESTION

AVERAGE AGE AT COMMITMENT:

TOTAL NUMBER OF INMATES 50 YEARS OR OLDER:

AVERAGE SENTENCE FOR NEW COMMITMENTS:  
(EXCLUDING LIFE SENTENCES)

AVERAGE TIME SERVED BY THOSE RELEASED:  
(EXCLUDING LIFE SENTENCES)

THE THREE (3) MOST FREQUENTLY COMMITTED CRIMES FOR WHICH  
INMATES ARE CURRENTLY SERVING TIME:

RACE AND SEX DISTRIBUTION:

PERCENTAGE WHITE

PERCENTAGE BLACK

PERCENTAGE OTHER

PERCENTAGE MALE

PERCENTAGE FEMALE

NUMBER OF INMATES SERVING LIFE

NUMBER OF INMATES SERVING LIFE (WITHOUT PAROLE)

NEW COMMITMENTS TO LIFE SENTENCES:

#### STATE RESPONSE:

31.3 YEARS

1,622 INMATES

6.45 YEARS

2.12 YEARS

A. DRUG DISTRIBUTION

B. DRUG POSSESSION

C. LARCENY

54.40%

34.40%

11.20%

89.90%

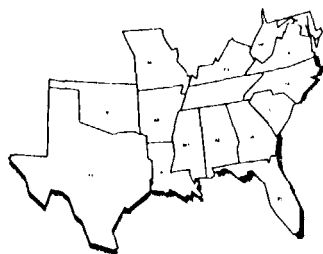
10.10%

1,205 INMATES

299 INMATES

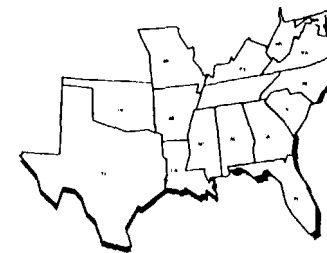
119 INMATES (LIFE AND LIFE W/O PAROLE)

OKLAHOMA



## STATE CORRECTIONS PROFILE

### SELECTED CHARACTERISTICS OF ADULT INMATES (AS OF JULY 1, 1998)



#### PROFILE QUESTION

#### STATE RESPONSE:

INMATES SERVING DEATH SENTENCES:

141 INMATES

INMATES SERVING TWENTY (20) YEARS OR MORE:  
INMATES THAT HAVE ALREADY SERVED TWENTY (20)  
YEARS OF THEIR CURRENT SENTENCE:

5,190 INMATES

195 INMATES

INMATES ADMITTED WHO WERE PAROLE VIOLATORS:

188 INMATES

INMATES RELEASED FROM CUSTODY IN FY98 FOR THE FOLLOWING:

EXPIRATION OF SENTENCE

3,693 INMATES

PAROLE

386 INMATES

GOODTIME

N/A

PROBATION

2,782 INMATES

DEATH

59 INMATES

OTHER

0 INMATES

TOTAL

6,920 INMATES

METHOD IN WHICH "GOODTIME" IS CALCULATED:

INMATES RECEIVE EARNED CREDITS AND  
ACHIEVEMENT CREDITS THROUGHOUT  
INCARCERATION IF ELIGIBLE. MOST INMATES HAVE  
RECEIVED SOME FORM OF CREDIT BY THE TIME  
THEY ARE RELEASED FROM CUSTODY.

IS MEDICAL-EARLY OR COMPASSIONATE RELEASE ALLOWED:

YES

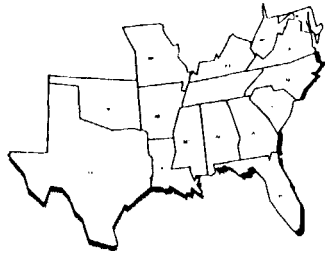
EARLY MEDICAL RELEASE CAN ONLY BE CONSIDERED AND ALLOWED BY THE STATE PARDON AND PAROLE BOARD, NOT THE  
DEPARTMENT OF CORRECTIONS. DOC MAY REQUEST ADDITIONS TO THE PARDON AND PAROLE BOARD DOCKETS.

NUMBER OF INMATES RELEASED IN FY 98 BASED ON THE ABOVE: N/A

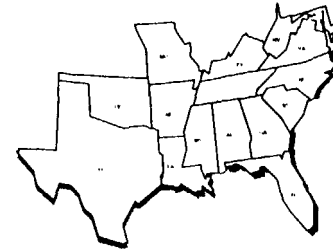
INMATES BETWEEN THE AGES OF SEVENTEEN (17) AND TWENTY  
(20) YEARS OLD:

1,060 INMATES (INCLUDES INMATES  
UNDER COMMUNITY SUPERVISION)

OKLAHOMA



## STATE CORRECTIONS PROFILE



### SELECTED CHARACTERISTICS OF ADULT INMATES (HIV/AIDS AS OF JULY 1, 1998)

#### PROFILE QUESTION

NUMBER OF AIDS CASES:

NUMBER OF INMATES TESTED FOR HIV ANTIBODIES

TESTING OF INMATES BY CATEGORY:

ADMISSION

RANDOM

INCIDENT

HIGH RISK GROUP

SYSTEMS FREQUENCY OF TESTING:

INMATES TESTING POSITIVE FOR HIV ANTIBODIES:

NUMBER OF CONFIRMED HIV CASES:

AVAILABILITY OF CONDOMS TO THE INMATES:

THE OKLAHOMA DEPARTMENT OF CORRECTIONS DOES NOT SEGREGATE OR ISOLATE HIV-INFECTED INMATES

#### STATE RESPONSE:

6 INMATES

7,250 INMATES

7,250 INMATES

0 INMATES

0 INMATES

0 INMATES

ADMISSION, SUBSEQUENTLY AS  
ORDERED BY THE PHYSICIAN

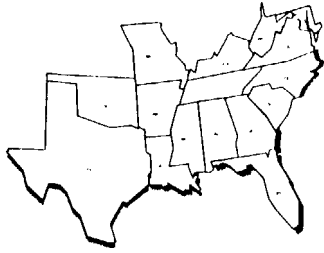
52 INMATES

52 INMATES

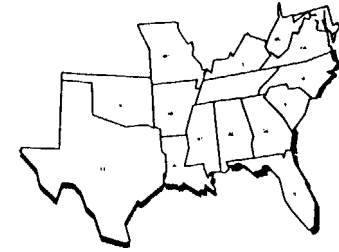
CONDOMS ARE NOT AVAILABLE

OKLAHOMA





## STATE CORRECTIONS PROFILE



### METHODS OF RELIEVING OVERCROWDING

TO ALLEVIATE OVERCROWDING OKLAHOMA HAS IMPLEMENTED COMMUNITY CORRECTIONS. WITH THE IMPLEMENTATION OF TRUTH IN SENTENCING LEGISLATION IN 1997 OKLAHOMA WILL NEED ADDITIONAL BEDS FOR THE PLACEMENT OF OFFENDERS.

COMMUNITY CORRECTIONS HELPS TO ALLEVIATE THIS NEED AND ALSO PROVIDES NEEDED TREATMENT FOR NON-VIOLENT OFFENDERS. COMMUNITY CORRECTIONS PROVIDES TRUTHFUL AND CERTAIN PUNISHMENTS FOR NON-VIOLENT OFFENDERS IN THE COMMUNITY. THE OKLAHOMA DOC CURRENTLY CONTRACTS WITH EIGHT PRIVATE PRISONS WHICH HOUSE 4,280 STATE INMATES.

### COURT ORDER REQUIREMENTS

THE OKLAHOMA DEPARTMENT OF CORRECTIONS IS NOT CURRENTLY UNDER A FEDERAL OR STATE COURT ORDER DURING THE YEAR ENDING JUNE 30, 1998.

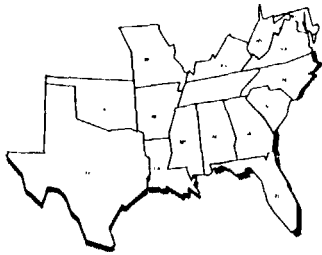
### STATE INITIATIVES

#### ELDERLY OR INFIRMED INMATES

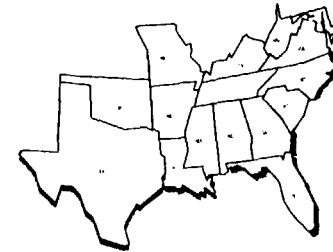
ELDERLY INMATES IN OKLAHOMA ARE TREATED COMPARABLY TO OTHER INMATES. ACCOMMODATIONS AND MEDICAL ATTENTION IS PROVIDED WHERE INDICATED. DURING THE 1997 LEGISLATIVE SESSION, DEPARTMENT STAFF ATTEMPTED, UNSUCCESSFULLY, TO INITIATE LEGISLATION THAT WOULD ALLOW THE DEPARTMENT TO ESTABLISH A FACILITY THAT WOULD HOUSE ELDERLY AND HANDICAPPED OR DISABLED OFFENDERS. EARLIER THIS YEAR, THE DEPARTMENT ISSUED AN RFP FOR GERIATRIC AND DISABLED INMATE HOUSING.

## OKLAHOMA

## STATE CORRECTIONS PROFILE



### STATE INITIATIVES (CONTINUED)

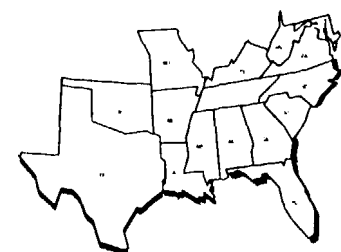
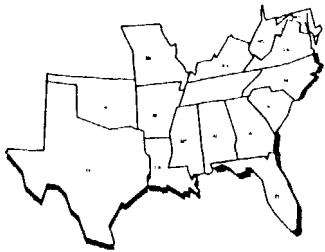


#### PRISON BASED SUBSTANCE ABUSE TREATMENT PROGRAMS

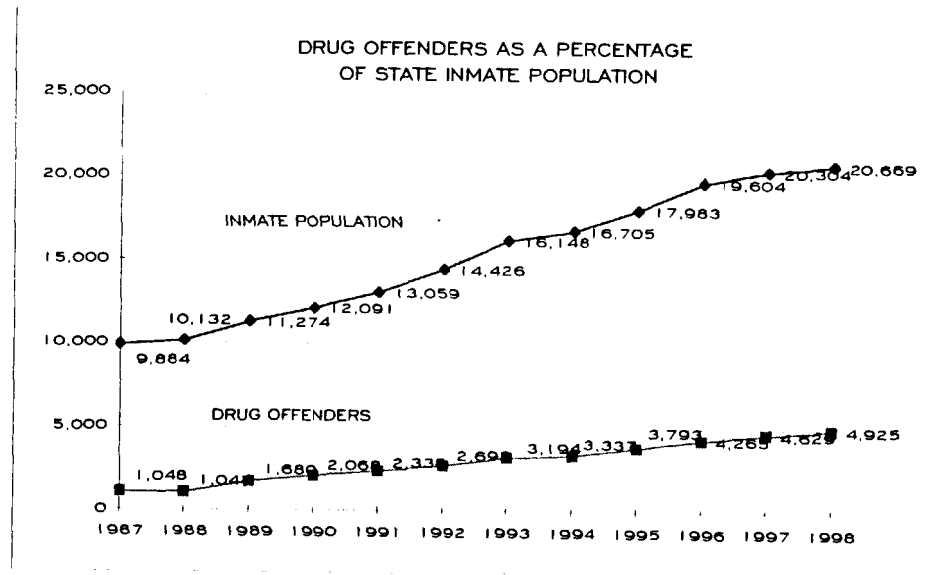
THE OKLAHOMA DEPARTMENT OF CORRECTIONS PROVIDES SEVERAL PROGRAMS FOR THE TREATMENT OF SUBSTANCE ABUSE. THE PROGRAMS ARE AS FOLLOWS: (1) THE CHEMICAL ABUSE PROGRAM (CAP) LOCATED AT THE JACKIE BRANNON CORRECTIONAL CENTER PROVIDES SERVICES TO OFFENDERS WITH A DOCUMENTED HISTORY OF SUBSTANCE ABUSE. SERVICES INCLUDE EVALUATION, EDUCATION, BEHAVIOR TRAINING AND COUNSELING. THE PROGRAM IS COMPRISED OF THREE GROUPS, WITH EACH HAVING TWENTY PARTICIPANTS. THE PROGRAM IS A SEVEN WEEK PROGRAM. (2) THE KEY TO LIFE PROGRAM, LOCATED AT THE WILLIAM S. KEY CORRECTIONAL CENTER, IS AN INTENSIVE DRUG/ALCOHOL TREATMENT PROGRAM. IN MAY AND JUNE, 1994, THE PROGRAM WAS REVISED, UTILIZING PROFESSIONAL DRUG/ALCOHOL COUNSELORS AND A PROGRAM MANAGER. THE PROGRAM IS APPROXIMATELY 9-12 MONTHS IN DURATION. (3) THE NEW BEGINNINGS SUBSTANCE ABUSE TREATMENT PROGRAM IS LOCATED AT THE MABEL BASSETT CORRECTIONAL CENTER, IN OKLAHOMA CITY. NEW BEGINNINGS IS A THIRTEEN WEEK TREATMENT PROGRAM. TWELVE-STEP PROGRAMS AND OTHER SUPPORT GROUPS ARE READILY ACCESSIBLE TO MBCC RESIDENTS TO HELP MAINTAIN THEIR RECOVERY FROM ADDICTION. (4) THE LIFELINE PROGRAM IS LOCATED AT THE JOSEPH HARP CORRECTIONAL CENTER AT LEXINGTON, OKLAHOMA. THE GOAL OF THIS PROGRAM IS TO ACCOMPLISH A LIFELONG CHANGE IN PARTICIPANTS FROM OLD AND SELF-DESTRUCTIVE PATTERNS OF BEHAVIOR TO THE DEVELOPMENT AND MAINTENANCE OF NEW, SUBSTANCE FREE, PRO-SOCIAL AND CONSTRUCTIVE LIFESTYLES.

### OKLAHOMA

# STATE CORRECTIONS PROFILE



## STATE INITIATIVES (CONTINUED)

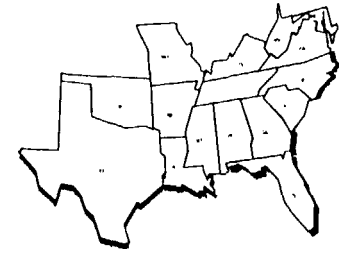
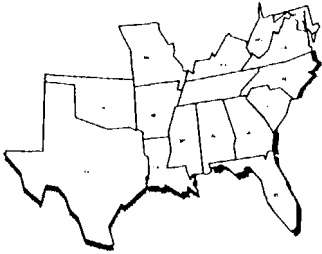


NOTE: THE NUMBER OF DRUG OFFENDERS RELATED TO THE TOTAL INMATE POPULATION FOR OKLAHOMA HAS INCREASED FROM 10.60% IN 1987 TO 23.83% IN 1998.

OKLAHOMA

## STATE CORRECTIONS PROFILE

### SELECTED CHARACTERISTICS OF ADULT INMATES (AS OF JULY 1, 1998)



#### PROFILE QUESTION

AVERAGE AGE AT COMMITMENT:

TOTAL NUMBER OF INMATES 50 YEARS OR OLDER:

AVERAGE SENTENCE FOR NEW COMMITMENTS:  
(EXCLUDING LIFE SENTENCES)

AVERAGE TIME SERVED BY THOSE RELEASED:  
(EXCLUDING LIFE SENTENCES)

THE THREE (3) MOST FREQUENTLY COMMITTED CRIMES FOR WHICH  
INMATES ARE CURRENTLY SERVING TIME:

#### RACE AND SEX DISTRIBUTION:

PERCENTAGE WHITE

PERCENTAGE BLACK

PERCENTAGE OTHER

PERCENTAGE MALE

PERCENTAGE FEMALE

NUMBER OF INMATES SERVING LIFE

NUMBER OF INMATES SERVING LIFE (WITHOUT PAROLE)

NEW COMMITMENTS TO LIFE SENTENCES:

#### STATE RESPONSE:

30.0 YEARS

332 INMATES

4.83 YEARS

1.92 YEARS

A. DANGEROUS DRUGS

B. BURGLARY

C. HOMICIDE

29.60%

69.70%

0.70%

93.90%

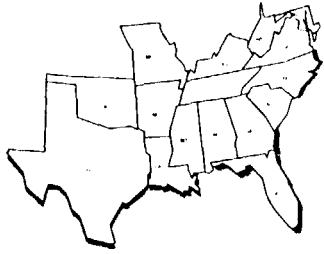
6.10%

1,627 INMATES

167 INMATES

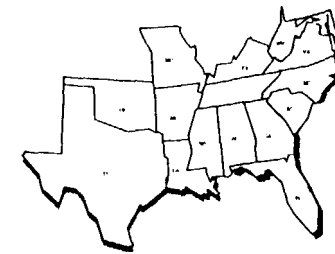
98 INMATES

SOUTH CAROLINA



## STATE CORRECTIONS PROFILE

### SELECTED CHARACTERISTICS OF ADULT INMATES (AS OF JULY 1, 1998)



#### PROFILE QUESTION

INMATES SERVING DEATH SENTENCES:

#### STATE RESPONSE:

69 INMATES

INMATES SERVING TWENTY (20) YEARS OR MORE:

3,253 INMATES

INMATES THAT HAVE ALREADY SERVED TWENTY (20)  
YEARS OF THEIR CURRENT SENTENCE:

69 INMATES

INMATES ADMITTED WHO WERE PAROLE VIOLATORS:

1,281 INMATES

INMATES RELEASED FROM CUSTODY IN FY98 FOR THE FOLLOWING:

EXPIRATION OF SENTENCE

5,386 INMATES

PAROLE

2,917 INMATES

GOODTIME

\*

PROBATION

2,144 INMATES

DEATH

56 INMATES

OTHER

424 INMATES

TOTAL

10,927 INMATES

METHOD IN WHICH "GOODTIME" IS CALCULATED:

\* EXPIRATION AND PROBATION INMATES EARNED  
GOOD TIME TOWARD SENTENCES.

IS MEDICAL-EARLY OR COMPASSIONATE RELEASE ALLOWED:

YES

THE SOUTH CAROLINA DEPARTMENT OF CORRECTIONS INSTITUTES A POLICY KNOWN AS THE "MEDICAL FURLOUGH PROGRAM FOR TERMINALLY ILL INMATES". THE POLICY STATES THAT ANY INMATE THAT HAS BEEN DIAGNOSED BY A SOUTH CAROLINA DEPARTMENT OF CORRECTIONS STAFF PHYSICIAN AS HAVING A TERMINAL ILLNESS AND WHO IS NOT ELIGIBLE FOR EARLY PAROLE MAY APPLY FOR A MEDICAL FURLOUGH, WHICH, IF APPROVED WILL ALLOW THE INMATE TO SPEND APPROXIMATELY HIS/HER LAST YEAR AT HOME WITH HIS/HER FAMILY.

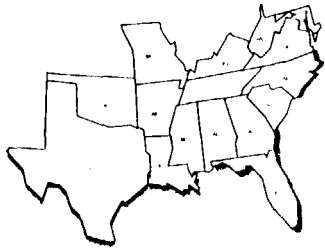
NUMBER OF INMATES RELEASED IN FY 98 BASED ON THE ABOVE:

0

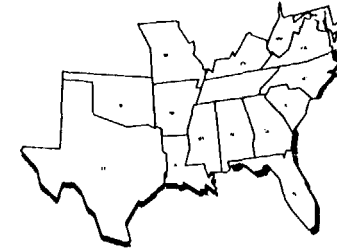
INMATES BETWEEN THE AGES OF SEVENTEEN (17) AND TWENTY  
(20) YEARS OLD:

1,777 INMATES

## SOUTH CAROLINA



## STATE CORRECTIONS PROFILE



### SELECTED CHARACTERISTICS OF ADULT INMATES (HIV/AIDS AS OF JULY 1, 1998)

#### PROFILE QUESTION

#### STATE RESPONSE:

NUMBER OF AIDS CASES:

188 INMATES

NUMBER OF INMATES TESTED FOR HIV ANTIBODIES

439 INMATES

#### TESTING OF INMATES BY CATEGORY

ADMISSION

N/A

RANDOM

N/A

INCIDENT

N/A

HIGH RISK GROUP

N/A

SYSTEMS FREQUENCY OF TESTING:

UPON REQUEST, PRESENTATION OF CLINICAL  
SYMPTOMS

INMATES TESTING POSITIVE FOR HIV ANTIBODIES:

N/A

NUMBER OF CONFIRMED HIV CASES:

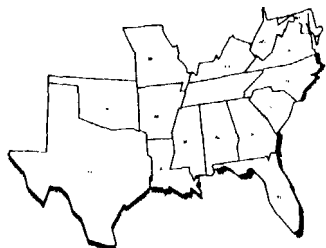
N/A

AVAILABILITY OF CONDOMS TO THE INMATES:

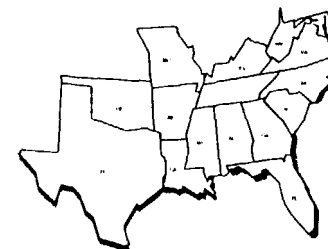
CONDOMS ARE NOT AVAILABLE

THE SOUTH CAROLINA DEPARTMENT OF CORRECTIONS DOES NOT SEGREGATE OR ISOLATE HIV-INFECTED INMATES.

SOUTH CAROLINA



## STATE CORRECTIONS PROFILE



### METHODS OF RELIEVING OVERCROWDING

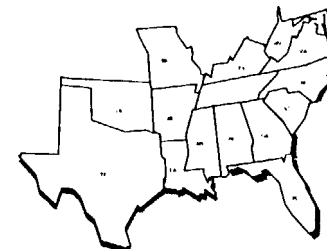
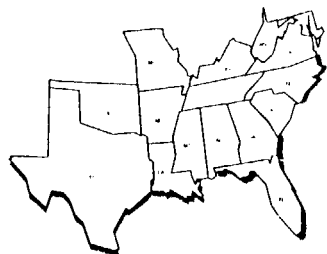
TO ALLEVIATE OVERCROWDING, THE SOUTH CAROLINA DEPARTMENT OF CORRECTIONS WILL CONSTRUCT FOUR ADDITIONAL 256 BED DORMITORIES AT EXISTING FACILITIES. THESE NEW DORMS ALONG WITH A PLANNED NEW 1,500 BED MEDIUM/MAXIMUM FACILITY SHOULD RELIEVE/REDUCE CURRENT OVERCROWDING AND ABSORB SOME OF THE ANTICIPATED GROWTH. PROJECTED CONSTRUCTION COMPLETION DATES ARE FROM LATE 1998 THROUGH MID 1999 FOR THE FACILITY ADDITIONS AND 2001 FOR THE NEW CONSTRUCTION.

### COURT ORDER REQUIREMENTS

THE SOUTH CAROLINA DEPT. OF CORRECTIONS WAS NOT UNDER A FEDERAL COURT ORDER AS OF JULY 1, 1998.

## SOUTH CAROLINA

## STATE CORRECTIONS PROFILE



### STATE INITIATIVES

#### ELDERLY OR INFIRMED INMATES

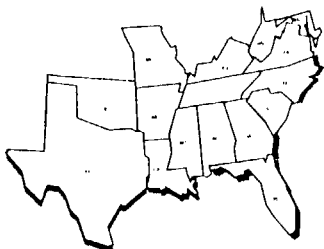
ELDERLY OR INFIRMED INMATES ARE MAINSTREAMED WITH THE GENERAL POPULATION UNLESS THEY HAVE MEDICAL PROBLEMS THAT REQUIRE SPECIALIZED CARE. ASSISTED LIVING UNITS ARE AVAILABLE FOR INMATES REQUIRING SPECIAL ATTENTION AND FOR INMATES THAT ARE BEING VICTIMIZED, A PROTECTED ENVIRONMENT IS PROVIDED

#### PRISON BASED SUBSTANCE ABUSE TREATMENT PROGRAMS

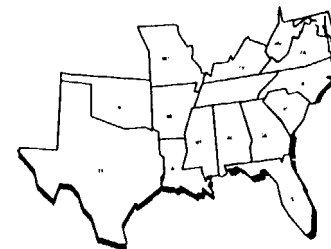
THE SOUTH CAROLINA DEPARTMENT OF CORRECTIONS PROVIDES THE FOLLOWING PRISON BASED SUBSTANCE ABUSE TREATMENT PROGRAMS: (1) THE GENESIS ADDICTIONS TREATMENT UNIT (ATU) PROVIDES SUBSTANCE ABUSE TREATMENT TO 36 FEMALE OFFENDERS IN THE SOUTH CAROLINA DEPARTMENT OF CORRECTIONS. THE PROGRAM TREATMENT DESIGN IS GENDER RELEVANT TO ALTER SUBSTANCE ABUSE, CRIMINAL AND SELF-DESTRUCTIVE BEHAVIOR. THE ATU WAS FUNDED FOR THE FIRST THREE YEARS OF OPERATION WITH A FEDERAL GRANT AND IS NOW SUPPORTED WITH STATE FUNDS. (2) DURING FY 1996, SCDC WAS AWARDED \$426,301 UNDER A RESIDENTIAL SUBSTANCE ABUSE FOR TREATMENT OF STATE PRISONERS (RSAT) FEDERAL GRANT, THROUGH THE S.C. DEPARTMENT OF PUBLIC SAFETY FOR THE PURPOSE OF ESTABLISHING A RESIDENTIAL ADDICTIONS TREATMENT PROGRAM FOR YOUTHFUL OFFENDERS AT TURBEVILLE CORRECTIONAL INSTITUTION. THE ADDICTIONS TREATMENT PROGRAM, KNOWN AS THE CORRECTIONAL RECOVERY ACADEMY (CRA) OCCUPIES ONE DORMITORY THAT HAS 136 BEDS, OFFICE AND MEETING SPACE AND A SEPARATE PROGRAM BUILDING THAT PROVIDES ADDITIONAL OFFICE AND MEETING SPACE. THE RSAT GRANT PROVIDED EQUIPMENT, CORRECTIONAL OFFICERS AND SUPPLIES FOR THE PROGRAM TO OPERATE. (4) THE SUBSTANCE ABUSE TREATMENT PROGRAM WILL BE OFFERED AT LEE CORRECTIONAL INSTITUTION. A REQUEST FOR PROPOSAL HAS BEEN ISSUED TO PROVIDE TREATMENT TO MALE OFFENDERS IN THIS MAXIMUM SECURITY INSTITUTION.

### SOUTH CAROLINA

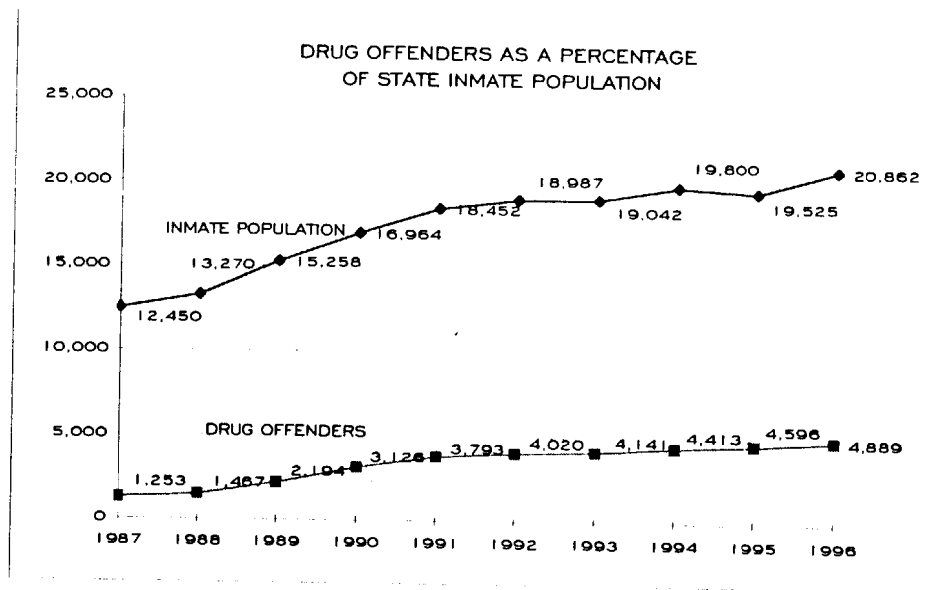




## STATE CORRECTIONS PROFILE

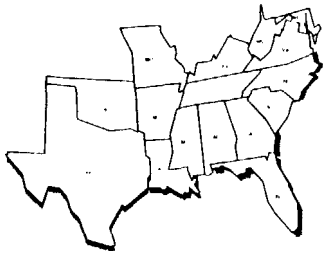


### STATE INITIATIVES (CONTINUED)



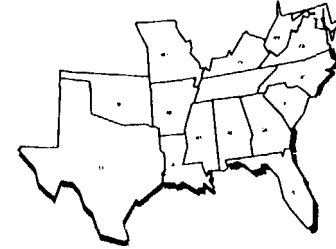
NOTE: THE NUMBER OF DRUG OFFENDERS RELATED TO THE TOTAL INMATE POPULATION FOR SOUTH CAROLINA HAS INCREASED FROM 10.06% IN 1987 TO 23.43% IN 1996.

### SOUTH CAROLINA



## STATE CORRECTIONS PROFILE

### SELECTED CHARACTERISTICS OF ADULT INMATES (AS OF JULY 1, 1998)



#### PROFILE QUESTION

AVERAGE AGE AT COMMITMENT:

TOTAL NUMBER OF INMATES 50 YEARS OR OLDER:

AVERAGE SENTENCE FOR NEW COMMITMENTS:  
(EXCLUDING LIFE SENTENCES)

AVERAGE TIME SERVED BY THOSE RELEASED:  
(EXCLUDING LIFE SENTENCES)

THE THREE (3) MOST FREQUENTLY COMMITTED CRIMES FOR WHICH  
INMATES ARE CURRENTLY SERVING TIME:

RACE AND SEX DISTRIBUTION:

PERCENTAGE WHITE

PERCENTAGE BLACK

PERCENTAGE OTHER

PERCENTAGE MALE

PERCENTAGE FEMALE

NUMBER OF INMATES SERVING LIFE

NUMBER OF INMATES SERVING LIFE (WITHOUT PAROLE)

NEW COMMITMENTS TO LIFE SENTENCES:

#### STATE RESPONSE:

31.5 YEARS

456 INMATES

5.9 YEARS

3.6 YEARS

A. HOMICIDE

B. ROBBERY

C. SEX OFFENSES

47.90%

51.50%

0.60%

95.90%

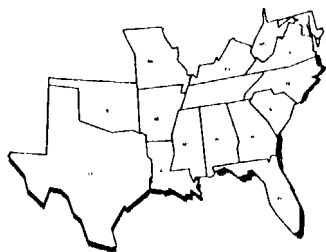
4.10%

1,589 INMATES

120 INMATES

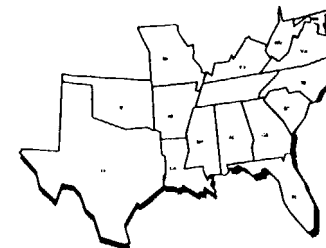
102 INMATES

TENNESSEE



## STATE CORRECTIONS PROFILE

### SELECTED CHARACTERISTICS OF ADULT INMATES (AS OF JULY 1, 1998)



#### PROFILE QUESTION

#### STATE RESPONSE:

INMATES SERVING DEATH SENTENCES:

96 INMATES

INMATES SERVING TWENTY (20) YEARS OR MORE:

3,205 INMATES

INMATES THAT HAVE ALREADY SERVED TWENTY (20)

YEARS OF THEIR CURRENT SENTENCE:

477 INMATES

INMATES ADMITTED WHO WERE PAROLE VIOLATORS:

2,588 INMATES

INMATES RELEASED FROM CUSTODY IN FY98 FOR THE FOLLOWING:

EXPIRATION OF SENTENCE

3,573 INMATES

PAROLE

3,364 INMATES

GOODTIME

0 INMATES

PROBATION

5,152 INMATES (ALSO COMMUNITY CORRECTION)

DEATH

61 INMATES

OTHER

0 INMATES

TOTAL

12,150 INMATES

METHOD IN WHICH "GOODTIME" IS CALCULATED:

NO RESPONSE

IS MEDICAL-EARLY OR COMPASSIONATE RELEASE ALLOWED:

YES

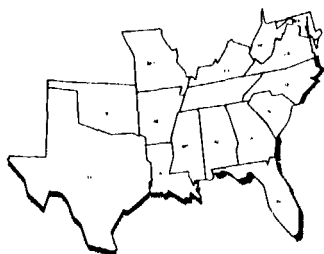
NUMBER OF INMATES RELEASED IN FY 98 BASED ON THE ABOVE:

4 INMATES

INMATES BETWEEN THE AGES OF SEVENTEEN (17) AND TWENTY  
(20) YEARS OLD:

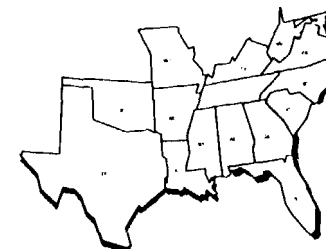
631 INMATES

TENNESSEE



## STATE CORRECTIONS PROFILE

### SELECTED CHARACTERISTICS OF ADULT INMATES (HIV/AIDS AS OF JULY 1, 1998)



#### PROFILE QUESTION

NUMBER OF AIDS CASES:

NUMBER OF INMATES TESTED FOR HIV ANTIBODIES

#### TESTING OF INMATES BY CATEGORY:

ADMISSION

RANDOM

INCIDENT

HIGH RISK GROUP

SYSTEMS FREQUENCY OF TESTING:

INMATES TESTING POSITIVE FOR HIV ANTIBODIES:

NUMBER OF CONFIRMED HIV CASES:

(THIS IS AN OVERALL TOTAL OF CONFIRMED HIV CASES.)

AVAILABILITY OF CONDOMS TO THE INMATES:

THE TENNESSEE DEPARTMENT OF CORRECTIONS DOES NOT SEGREGATE OR ISOLATE HIV-INFECTED INMATES.

#### STATE RESPONSE:

63 INMATES

1,829 INMATES

1128 INMATES

N/A

N/A

719 INMATES

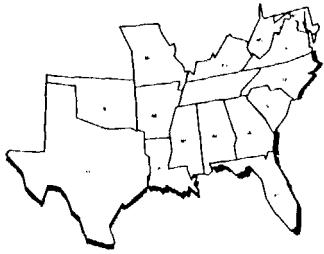
INTAKE AND WHEN MEDICALLY NECESSARY

21 INMATES

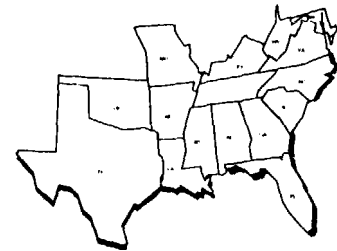
103 INMATES

CONDOMS ARE NOT AVAILABLE

TENNESSEE



## STATE CORRECTIONS PROFILE



### METHODS OF RELIEVING OVERCROWDING

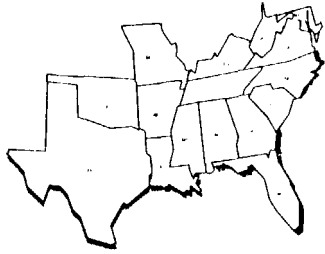
AS AN ADMINISTRATIVE MEASURE, POPULATION PROJECTION NUMBERS ARE RELEASED IN DECEMBER OF EACH YEAR BY RELOADING THE MODEL AND USING NEW DATA EACH YEAR. IF CIRCUMSTANCES NECESSITATE THE NEED FOR A CHANGE, THE POPULATION PROJECTION NUMBERS ARE ADJUSTED IN JULY OF EACH YEAR. POPULATION PROJECTION NUMBERS ARE PRODUCED TO KEEP TDOC AHEAD OF INMATE POPULATION TRENDS AND THIS HELPS TO KEEP THE TDOC BUILDING PROGRAM ON SCHEDULE.

IN THE SUMMER OF 1997, THE TDOC BUILDING PROGRAM INCREASED BEDS BY 1,500 BY OPENING A NEW FACILITY IN HARDEMAN COUNTY. THE HARDEMAN COUNTY FACILITY IS A PRIVATIZED FACILITY OPERATED BY CORRECTIONS CORPORATION OF AMERICA (CCA) ON BEHALF OF THE HARDEMAN COUNTY GOVERNMENT. IN FEBRUARY OF 1998 THE TENNESSEE CORRECTION WORK CENTER (TCWC), LOCATED IN NASHVILLE, WILL BE CLOSED (A LOSS OF 250 TO 300 BEDS). IN CONJUNCTION WITH THE CLOSING OF TCWC, THE WAYNE COUNTY BOOT CAMP SITE WILL ADD 300 BEDS THROUGH AN ADDITION. MALE OFFENDERS FROM TCWC WILL BE MOVED THERE, ALONG WITH OTHER QUALIFYING PROBATION AND PAROLE VIOLATORS. IN SEPTEMBER OF 1998 A NEW FACILITY WILL BE OPENED IN LAUDERDALE COUNTY, ADDING 1,536 NEW BEDS TO THE TDOC SYSTEM. IN 1999-2000, THE TENNESSEE DEPARTMENT OF CORRECTIONS HAS PLANNED TO OPEN AN ADDITIONAL 246 BEDS FOR THE MALE POPULATION AND 300 BEDS FOR THE FEMALE POPULATION. IN 2000-2001, AN ADDITIONAL 1,676 BEDS ARE PLANNED FOR MALE PRISONERS.

### COURT ORDER REQUIREMENTS

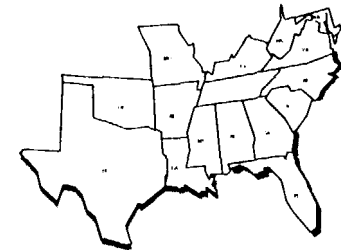
THE TENNESSEE DEPARTMENT OF CORRECTIONS IS NOT CURRENTLY UNDER A FEDERAL OR STATE COURT ORDER DURING THE YEAR ENDING JUNE 30, 1998.

## TENNESSEE



## STATE CORRECTIONS PROFILE

### STATE INITIATIVES



#### ELDERLY OR INFIRMED INMATES

THE TENNESSEE DEPARTMENT OF CORRECTIONS RECOGNIZES THE GROWING NEEDS OF ELDERLY AND INFIRMED INMATES AS SPECIAL POPULATIONS. CURRENTLY, THE TDOC OPERATES THE DeBERRY SPECIAL NEEDS FACILITY AS ITS CENTRAL HOSPITAL AND PHARMACY FOR MEDICAL AND MENTAL HEALTH NEEDS. THE SHELTERED LIVING UNIT AT DSNF CONTAINS BEDS FOR INMATE WORKERS AND ALSO 84 BEDS FOR INFIRMED INMATES WHO ARE INDEPENDENT IN THEIR ACTIVITIES OF DAILY LIVING.

NO SPECIAL PROGRAMS CURRENTLY EXIST FOR ELDERLY INMATES, HOWEVER, BEDS AT THE WAYNE COUNTY BOOT CAMP ARE UTILIZED FOR GERIATRIC INMATES WHO PROVIDE SUPPORT SERVICES FOR THE FACILITY.

CONSEQUENTLY, THE COST-PER-DAY, OR EXPENDITURES FOR ELDERLY AND INFIRMED INMATES IS NOT AVAILABLE BECAUSE THEY ARE GENERALLY HOUSED IN UNITS WITH OTHER INMATES.

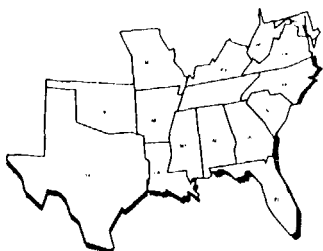
NO LEGISLATION HAS BEEN ENACTED SPECIFICALLY ADDRESSING THE NEEDS OF ELDERLY INMATES. HOWEVER, CERTAIN SENTENCING CHANGES OVER THE PAST SEVERAL YEARS WILL UNDOUBTEDLY CONTRIBUTE TO A GROWTH IN THIS POPULATION AT SOME POINT. SUCH SENTENCING CHANGES INCLUDE LIFE WITHOUT PAROLE, 100% SENTENCING, AND MID-RANGE SENTENCING FOR "A" FELONS. THESE SENTENCING ENHANCEMENTS PROVIDE FOR LONGER SENTENCES, INCREASING THE POSSIBILITY OF PART OF THE POPULATION AGING WITHIN THE SYSTEM.

#### PRISON BASED SUBSTANCE ABUSE TREATMENT PROGRAMS

THE TENNESSEE DEPARTMENT OF CORRECTIONS HAS RECEIVED \$1,270,334 IN GRANTS FOR SUBSTANCE ABUSE PROGRAMS - \$317,584 IN STATE MATCH FUNDS AND \$952,750 IN FEDERAL FUNDS. THE DEPARTMENT HAS OTHER COSTS ASSOCIATE WITH SUBSTANCE ABUSE PROGRAMMING; HOWEVER, THESE COSTS CAN NOT BE SEPARATED FROM OTHER MENTAL HEALTH TREATMENT PROGRAMS.

THE TENNESSEE DEPARTMENT OF CORRECTIONS HAS TEN SUBSTANCE ABUSE PROGRAMS WITH A TOTAL ANNUAL PROGRAM CAPACITY OF 1,815. MOST OF THESE ARE 6 MONTH PROGRAMS THAT OFFER ASSESSMENT, EDUCATION, AND STRUCTURED SELF-HELP.

### TENNESSEE

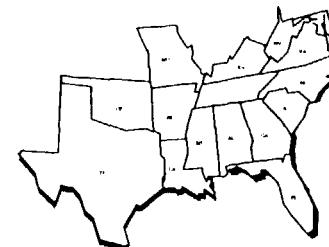


## STATE CORRECTIONS PROFILE

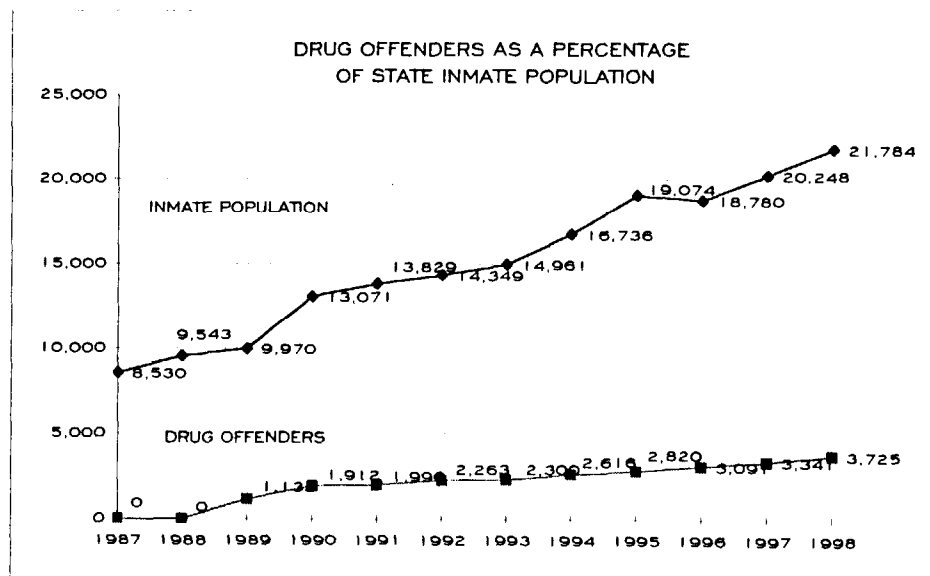
### STATE INITIATIVES (CONTINUED)

#### PRISON BASED SUBSTANCE ABUSE TREATMENT PROGRAMS (CONTINUED)

DURING FY 95-96, A TOTAL OF 1,855 INCARCERATED OFFENDERS RECEIVED SUBSTANCE ABUSE SERVICES. APPROXIMATELY 137 PAROLE OFFENDERS RECEIVED OUTPATIENT/TRANSITIONAL RELEASE SUBSTANCE ABUSE TREATMENT SERVICES IN KNOXVILLE AND NASHVILLE. TRANSITIONAL RELEASE SERVICES INCLUDED: RELAPSE TRIGGERS AND PREVENTION, GOAL SETTING, FAMILY ISSUES, LEISURE TIME PLANNING, AND COPING SKILLS. CERTIFIED ALCOHOL AND DRUG TREATMENT COUNSELORS PROVIDED THESE SERVICES.

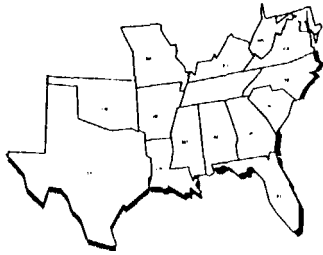


USING FUNDING FROM THE BUREAU OF JUSTICE ASSISTANCE EDWARD BYRNE MEMORIAL STATE AND LOCAL LAW ENFORCEMENT ASSISTANCE PROGRAM, THE DEPARTMENT IMPLEMENTED AN ELECTRONIC MONITORING PROGRAM FOR COMMUNITY BASED OFFENDERS. THIS PROGRAM SERVES AS AN INTERMEDIATE SANCTION FOR COMMUNITY-BASED OFFENDERS. DURING FY 95-96, THERE WERE 338 OFFENDERS PLACED ON ELECTRONIC MONITORING SUPERVISION. FORTY ONE PERCENT OF THE OFFENDERS WERE PLACED ON COMMUNITY SUPERVISION FOR A DRUG RELATED OFFENSE.



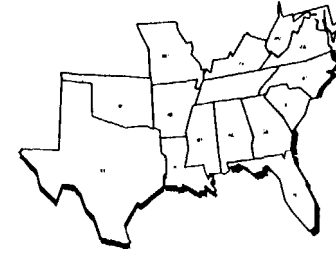
NOTE: THE NUMBER OF DRUG OFFENDERS RELATED TO THE TOTAL INMATE POPULATION FOR TENNESSEE HAS INCREASED FROM 11.36% IN 1989 TO 17.1% IN 1998.

### TENNESSEE



## STATE CORRECTIONS PROFILE

### SELECTED CHARACTERISTICS OF ADULT INMATES (AS OF JULY 1, 1998)



#### PROFILE QUESTION

AVERAGE AGE AT COMMITMENT:

TOTAL NUMBER OF INMATES 50 YEARS OR OLDER:

AVERAGE SENTENCE FOR NEW COMMITMENTS:  
(EXCLUDING LIFE SENTENCES)

AVERAGE TIME SERVED BY THOSE RELEASED:  
(EXCLUDING LIFE SENTENCES)

THE THREE (3) MOST FREQUENTLY COMMITTED CRIMES FOR WHICH  
INMATES ARE CURRENTLY SERVING TIME:

#### RACE AND SEX DISTRIBUTION:

PERCENTAGE WHITE

PERCENTAGE BLACK

PERCENTAGE HISPANIC

PERCENTAGE OTHER

PERCENTAGE MALE

PERCENTAGE FEMALE

NUMBER OF INMATES SERVING LIFE

NUMBER OF INMATES SERVING LIFE (WITHOUT PAROLE)

NEW COMMITMENTS TO LIFE SENTENCES:

#### STATE RESPONSE:

31.9 YEARS

1,308 INMATES

9.4 YEARS

3.1 YEARS

A. DRUGS 29,723

B. BURGLARY 22,092

C. ROBBERY 20,277

27.60%

45.40%

26.60%

0.40%

93.50%

6.50%

6,650 INMATES

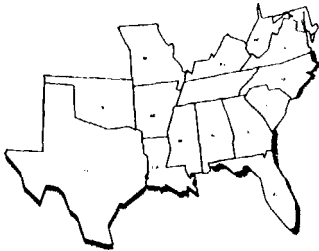
N/A

423 INMATES

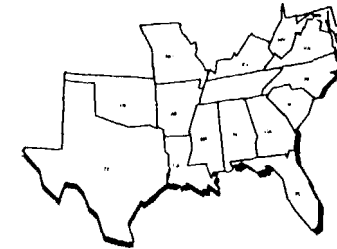
TEXAS



## STATE CORRECTIONS PROFILE



### SELECTED CHARACTERISTICS OF ADULT INMATES (AS OF JULY 1, 1998)



#### PROFILE QUESTION

INMATES SERVING DEATH SENTENCES:

#### STATE RESPONSE:

456 INMATES

INMATES SERVING TWENTY (20) YEARS OR MORE:

34,770 INMATES

INMATES THAT HAVE ALREADY SERVED TWENTY (20)  
YEARS OF THEIR CURRENT SENTENCE:

N/A

INMATES ADMITTED WHO WERE PAROLE VIOLATORS:

10,243 INMATES

INMATES RELEASED FROM CUSTODY IN FY98 FOR THE FOLLOWING:

EXPIRATION OF SENTENCE

1,726 INMATES

PAROLE

10,608 INMATES

GOODTIME

16,402 INMATES

PROBATION

1,277 INMATES

DEATH

341 INMATES

OTHER

N/A

TOTAL

30,354 INMATES

METHOD IN WHICH "GOODTIME" IS CALCULATED:

ELIGIBILITY REQUIRES PRISON TIME PLUS GOOD  
CONDUCT TIME TO EQUAL THE TOTAL SENTENCE.

IS MEDICAL-EARLY OR COMPASSIONATE RELEASE ALLOWED:

YES

ARTICLE 42.18, SECTION 8 (M) OF THE TEXAS CODE OF CRIMINAL PROCEDURE/SPECIAL NEEDS RELEASES: THE CODE OF CRIMINAL PROCEDURE STIPULATES THAT SOME ELDERLY, PHYSICALLY HANDICAPPED, MENTALLY ILL, TERMINALLY ILL OR MENTALLY RETARDED INMATES MAY BE RELEASED FROM THE TDCJ-ID BEFORE THEIR PAROLE DATE, WITH WRITTEN DOCUMENTATION AND RECOMMENDATIONS FROM THE INSTITUTIONAL DIVISION PHYSICIANS.

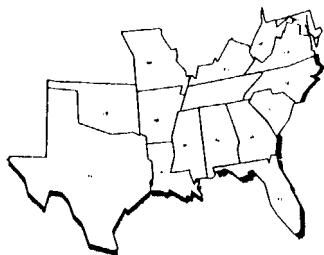
NUMBER OF INMATES RELEASED IN FY 98 BASED ON THE ABOVE: 125 INMATES

INMATES BETWEEN THE AGES OF SEVENTEEN (17) AND TWENTY  
(20) YEARS OLD:

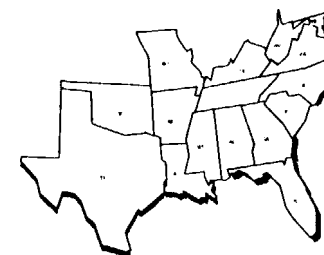
5,488 INMATES

TEXAS

## STATE CORRECTIONS PROFILE



### SELECTED CHARACTERISTICS OF ADULT INMATES (HIV/AIDS AS OF JULY 1, 1998)



#### PROFILE QUESTION

NUMBER OF AIDS CASES:

NUMBER OF INMATES TESTED FOR HIV ANTIBODIES

TESTING OF INMATES BY CATEGORY:

ADMISSION

RANDOM

INCIDENT

HIGH RISK GROUP

SYSTEMS FREQUENCY OF TESTING:

INMATES TESTING POSITIVE FOR HIV ANTIBODIES:

NUMBER OF CONFIRMED HIV CASES:

AVAILABILITY OF CONDOMS TO THE INMATES:

THE TEXAS DEPARTMENT OF CORRECTIONS DOES NOT SEGREGATE OR ISOLATE HIV-INFECTED INMATES.

#### STATE RESPONSE:

960 INMATES

18,665 INMATES

N/A

N/A

N/A

N/A

N/A

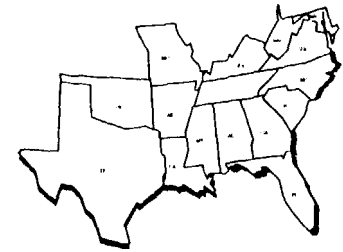
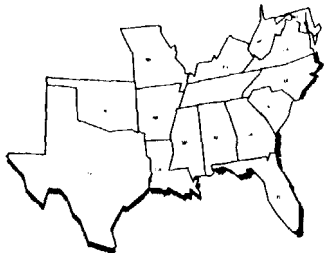
N/A

456 BETWEEN  
1/1/98 AND 7/1/98

CONDOMS ARE NOT AVAILABLE

TEXAS

## STATE CORRECTIONS PROFILE



### METHODS OF RELIEVING OVERCROWDING

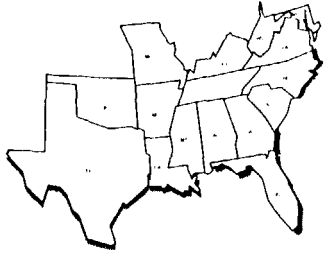
AS A METHOD OF RELIEVING OVERCROWDING, THE TEXAS DEPARTMENT OF CRIMINAL JUSTICE MAY INCREASE THE MAXIMUM SYSTEM CAPACITY BY BUILDING NEW FACILITIES AS PERMITTED UNDER TEXAS GOVERNMENT CODE, TO MATCH THE LEVELS PERMITTED UNDER THE FINAL JUDGMENT IN RUIZ V. COLLINS. THEY MAY ALSO INCREASE CAPACITY BY ACQUIRING NEW FACILITIES OR BY CONTRACTING FOR THE OPERATION OF FACILITIES.

### COURT ORDER REQUIREMENTS

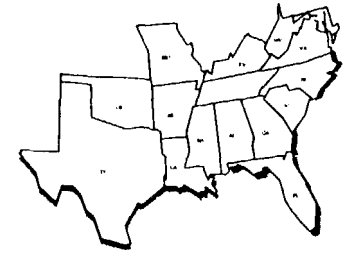
THE TEXAS DEPARTMENT OF CORRECTIONS WAS PLACED UNDER FEDERAL COURT ORDER IN 1982 IN WHICH THE STATE IS LITIGATING UNDER THE PRISON LITIGATION REFORM ACT. THIS COURT ORDER REQUIRES A SET NUMBER OF INMATES PER INSTITUTION BUT DOES NOT REQUIRE A MINIMUM RATIO OF SECURITY OFFICERS TO INMATES. ADDITIONAL REQUIREMENTS INCLUDE MEDICAL/PSYCHIATRIC CARE, DETAILED CORRESPONDENCE RULES, AND INTEGRATION OF HOUSING AREAS.

TEXAS

## STATE CORRECTIONS PROFILE



### STATE INITIATIVES



#### ELDERLY OR INFIRMED INMATES

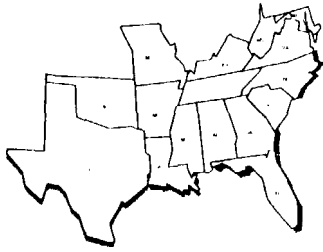
THE TEXAS CORRECTIONAL HEALTH CARE PROGRAM HAS INDICATED THAT THEY ARE WELL AWARE OF THE CHALLENGES POSED BY AN INCREASING POPULATION OF ELDERLY AND INFIRMED OFFENDERS.

THE TEXAS CORRECTIONAL HEALTH CARE SYSTEM OPERATES A COMPREHENSIVE SYSTEM OF FACILITIES DESIGNED TO PROVIDE A COMPLETE RANGE OF CARE FROM AMBULATORY CLINIC CARE PROVIDED AT EACH PRISON FACILITY TO A FULL-SERVICE HOSPITAL. SPECIFICALLY DESIGNED FOR THE ELDERLY AND INFIRM IS A 60-BED GERIATRIC CENTER. OTHER REGIONAL FACILITIES HAVE SKILLED NURSING UNITS FOR PATIENTS REQUIRING 24-HOUR NURSING CARE. IN ADDITION, A COMPREHENSIVE HOSPICE PROGRAM IS IN OPERATION AFFORDING OFFENDERS ACCESS TO A COMPLETE MULTI-DISCIPLINARY ARRAY OF SERVICES. A SEPARATE HOUSING AREA IS ALSO AVAILABLE FOR MOBILITY-IMPAIRED OFFENDERS THAT PROVIDES THEM ACCESS TO A WIDE RANGE OF SERVICES AND PROGRAMS.

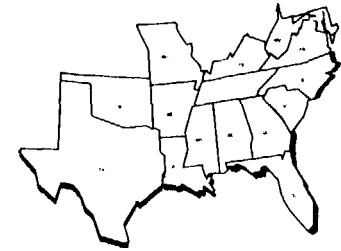
IN ADDITION, OFFENDERS WHO ARE ELDERLY, TERMINALLY ILL, PHYSICALLY HANDICAPPED, MENTALLY ILL OR MENTALLY RETARDED MAY BE ELIGIBLE FOR SPECIAL NEEDS PAROLE CONSIDERATION. THIS PAROLE MECHANISM ENABLES ELIGIBLE OFFENDERS TO QUALIFY FOR AN EARLIER RELEASE THAN WOULD OTHERWISE BE AVAILABLE.

WHILE HEALTH CARE COSTS ARE NOT CURRENTLY TRACKED BY OFFENDER AGE CATEGORIES, ESTIMATES INDICATED THAT THE COST OF MEDICAL CARE FOR OLDER OFFENDERS IS THREE TIMES THAT OF A GENERAL POPULATION OFFENDER. IN FY 1997, THE COST OF MEDICAL CARE (EXCLUDING PSYCHIATRIC CARE) WAS \$5.23 PER OFFENDER. FOR ELDERLY OFFENDERS, THIS COST WAS APPROXIMATELY \$14.50.

### TEXAS



## STATE CORRECTIONS PROFILE



### STATE INITIATIVES (CONTINUED)

#### PRISON BASED SUBSTANCE ABUSE TREATMENT PROGRAMS

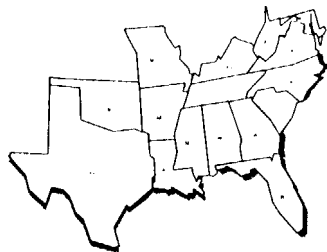
THE TEXAS DEPARTMENT OF CRIMINAL JUSTICE HAS IDENTIFIED THE FOLLOWING FORMS OF SUBSTANCE ABUSE TREATMENT PROGRAMS:

(1) INSTITUTIONAL DIVISION-REQUIRED SCREENING AND ASSESSMENT; REQUIRED 24-HOUR SUBSTANCE ABUSE EDUCATION PROGRAM, SELF-HELP GROUPS; COMMUNITY-BASED SUPPORT GROUPS PROVIDED BY COMMUNITY VOLUNTEERS. BUDGET AS OF 08/12/97 WAS \$3,082,709.

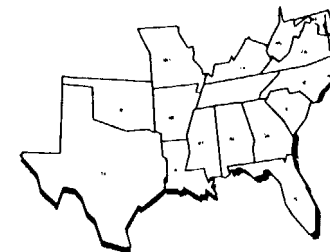
(2) PRE-RELEASE SUBSTANCE ABUSE PROGRAM-INTENSIVE 4 MONTH TREATMENT PROGRAM FOR INSTITUTIONAL DIVISION OFFENDERS WITHIN FOUR MONTHS OF RELEASE WHO DEMONSTRATE SERIOUS SUBSTANCE ABUSE DEPENDENCE AND ANTISOCIAL CHARACTERISTICS; OFFENDERS MAY VOLUNTEER TO PARTICIPATE IN THIS PROGRAM AS THEIR RELEASE DATE NEARS TO WITHIN 4 TO 6 MONTHS; BUDGET FOR LEBLANC PRE-RELEASE SUBSTANCE ABUSE PROGRAM AS OF 8/12/97 WAS \$1,369,924; BUDGET FOR BETO I PRE-RELEASE CENTER AS OF 8/12/97 WAS \$746,056.

(3) IN-PRISON THERAPEUTIC COMMUNITY-9 TO 12 MONTH INTENSIVE THERAPEUTIC COMMUNITY TREATMENT PROGRAM FOR OFFENDERS IDENTIFIED AS NEEDING SUBSTANCE ABUSE TREATMENT; PARTICIPATION BY PAROLE BOARD VOTE, RELEASED ON PAROLE AFTER PROGRAM COMPLETION TO COMMUNITY RESIDENTIAL FACILITY FOR 3 MONTHS FOLLOWED BY OUTPATIENT TREATMENT FOR 12 MONTHS; BUDGET FOR IPTC AS OF 8/12/97 WAS \$14,788,156; BUDGET FOR STATE JAIL OPERATED IPTC AND SAFP's AS OF 8/12/97 WAS \$1,511,511.

TEXAS



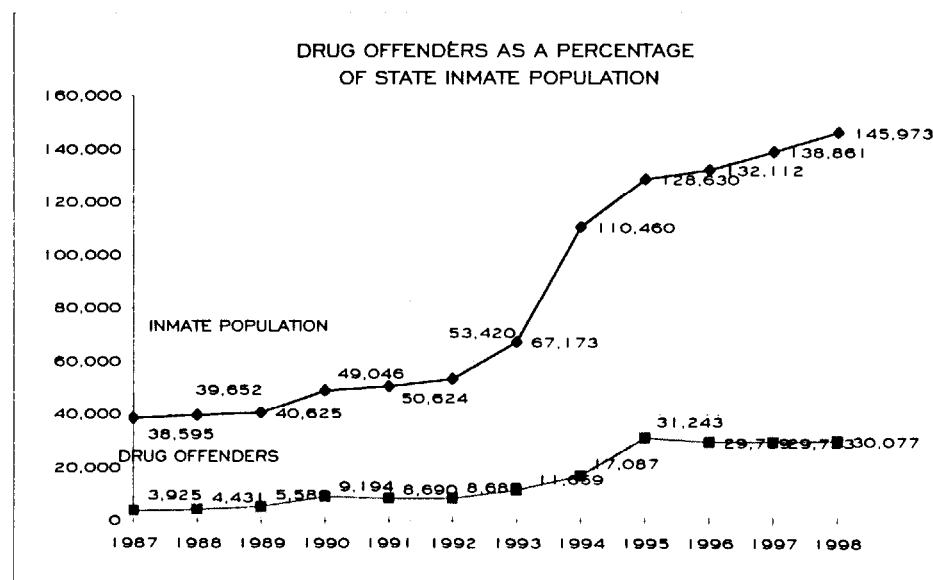
## STATE CORRECTIONS PROFILE



### STATE INITIATIVES (CONTINUED)

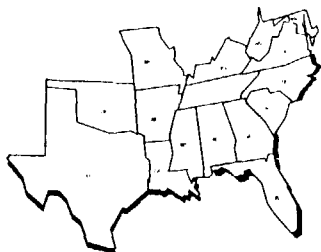
#### PRISON BASED SUBSTANCE ABUSE TREATMENT PROGRAMS (CONTINUED)

(4) SUBSTANCE ABUSE TREATMENT FACILITY- 9 TO 12 MONTH INTENSIVE THERAPEUTIC COMMUNITY PROGRAM FOR OFFENDERS WITH CRIME-RELATED SUBSTANCE ABUSE PROBLEMS AND WHO HAVE BEEN SENTENCED AS A CONDITION OF PROBATION OR AS A MODIFICATION OF PAROLE OR PROBATION; RELEASED TO COMMUNITY RESIDENTIAL FACILITY FOR 3 MONTHS, FOLLOWED BY OUTPATIENT TREATMENT FOR 12 MONTHS; BUDGET FOR STATE JAIL OPERATED IPTC AND SAF's AS OF 8/12/97 WAS \$1,511,511.



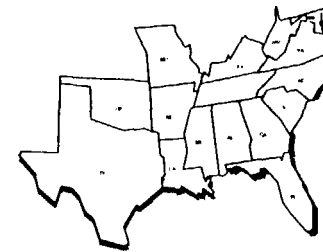
NOTE: THE NUMBER OF DRUG OFFENDERS RELATED TO THE TOTAL INMATE POPULATION FOR TEXAS HAS INCREASED FROM 10.17% IN 1987 TO 20.60% IN 1998.

TEXAS



## STATE CORRECTIONS PROFILE

### SELECTED CHARACTERISTICS OF ADULT INMATES (AS OF DECEMBER 31, 1997)



#### PROFILE QUESTION

#### STATE RESPONSE:

AVERAGE AGE AT COMMITMENT:

31.4 YEARS

TOTAL NUMBER OF INMATES 50 YEARS OR OLDER:

299 INMATES

AVERAGE SENTENCE FOR NEW COMMITMENTS:  
(EXCLUDING LIFE SENTENCES)

4.953 YEARS

AVERAGE TIME SERVED BY THOSE RELEASED:  
(EXCLUDING LIFE SENTENCES)

3.12 YEARS

THE THREE (3) MOST FREQUENTLY COMMITTED CRIMES FOR WHICH  
INMATES ARE CURRENTLY SERVING TIME:

- A. ROBBERY
- B. COCAINE SALES (POSSESSION)
- C. FRAUD

#### RACE AND SEX DISTRIBUTION:

PERCENTAGE WHITE

32.70%

PERCENTAGE BLACK

66.60%

PERCENTAGE OTHER

0.70%

PERCENTAGE MALE

94.10%

PERCENTAGE FEMALE

5.90%

NUMBER OF INMATES SERVING LIFE

1,567

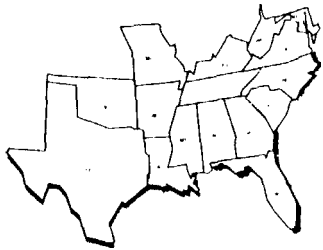
NUMBER OF INMATES SERVING LIFE (WITHOUT PAROLE)

163

NEW COMMITMENTS TO LIFE SENTENCES:

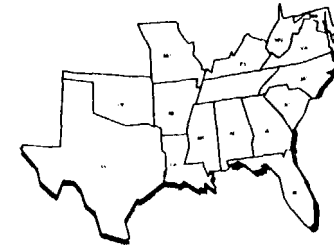
74 INMATES

VIRGINIA



## STATE CORRECTIONS PROFILE

### SELECTED CHARACTERISTICS OF ADULT INMATES (AS OF DECEMBER 31, 1997)



#### PROFILE QUESTION

INMATES SERVING DEATH SENTENCES:

#### STATE RESPONSE:

41 INMATES

INMATES SERVING TWENTY (20) YEARS OR MORE:

18,819 INMATES

INMATES THAT HAVE ALREADY SERVED TWENTY (20)  
YEARS OF THEIR CURRENT SENTENCE:

601 INMATES

INMATES ADMITTED WHO WERE PAROLE VIOLATORS:

1,178 INMATES

INMATES RELEASED FROM CUSTODY IN CY97 FOR THE FOLLOWING:

EXPIRATION OF SENTENCE

\*

PAROLE

6,435 INMATES

GOODTIME

3,818 INMATES

PROBATION

N/A

DEATH

54 INMATES

OTHER

330 INMATES (\*INCLUDES EXPIRATION)

TOTAL

10,637 INMATES

METHOD IN WHICH "GOODTIME" IS CALCULATED:

NO RESPONSE

IS MEDICAL-EARLY OR COMPASSIONATE RELEASE ALLOWED:

NO

NUMBER OF INMATES RELEASED IN CY 97 BASED ON THE ABOVE:

N/A

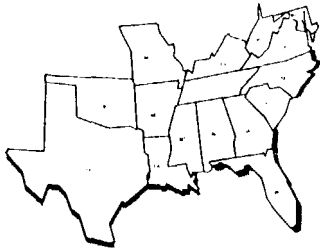
INMATES BETWEEN THE AGES OF SEVENTEEN (17) AND TWENTY  
(20) YEARS OLD:

1,019 INMATES

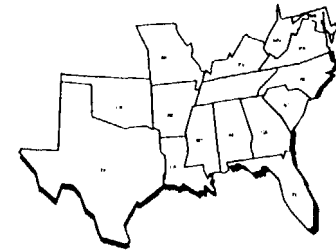
VIRGINIA



## STATE CORRECTIONS PROFILE



### SELECTED CHARACTERISTICS OF ADULT INMATES (HIV/AIDS AS OF JULY 1, 1998)



#### PROFILE QUESTION

#### STATE RESPONSE:

NUMBER OF AIDS CASES:

427 INMATES

NUMBER OF INMATES TESTED FOR HIV ANTIBODIES

N/A

#### TESTING OF INMATES BY CATEGORY

ADMISSION

N/A

RANDOM

N/A

INCIDENT

N/A

HIGH RISK GROUP

N/A

SYSTEMS FREQUENCY OF TESTING:

INMATE REQUEST OR SYMPTOMATIC

INMATES TESTING POSITIVE FOR HIV ANTIBODIES:

N/A

NUMBER OF CONFIRMED HIV CASES:

N/A

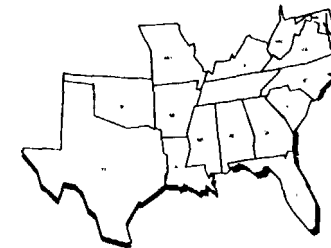
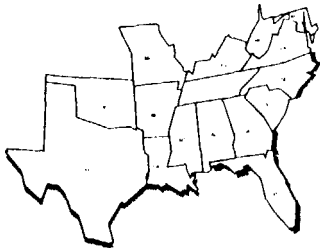
AVAILABILITY OF CONDOMS TO THE INMATES:

CONDOMS ARE NOT AVAILABLE

THE VIRGINIA DEPARTMENT OF CORRECTIONS DOES NOT SEGREGATE OR ISOLATE HIV-INFECTED INMATES.

VIRGINIA

## STATE CORRECTIONS PROFILE



### METHODS OF RELIEVING OVERCROWDING

THE VIRGINIA DEPARTMENT OF CORRECTIONS DID NOT PROVIDE A RESPONSE REGARDING THE QUESTION REGARDING METHODS TO RELIEVE OVERCROWDING.

### COURT ORDER REQUIREMENTS

THE VIRGINIA DEPARTMENT OF CORRECTIONS WAS PLACED UNDER FEDERAL COURT ORDERS IN 1985 AND 1994. THE 1985 COURT ORDER SPECIFIES VARIOUS PRACTICES AND CONDITIONS. (NO FURTHER INFORMATION WAS PROVIDED.) THE 1994 COURT ORDER REQUIRED THE DEPARTMENT TO PROVIDE A BOOTCAMP FOR FEMALE OFFENDERS.

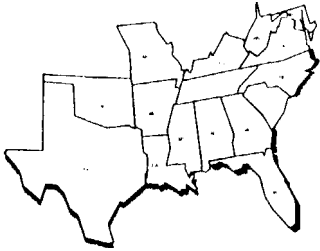
### STATE INITIATIVES

#### ELDERLY OR INFIRMED INMATES

THE VIRGINIA DEPARTMENT OF CORRECTIONS HAS SOME FACILITIES WITH GERIATRIC UNITS. HOWEVER, THE COSTS ARE NOT BROKEN OUT FOR THESE UNITS.

VIRGINIA

## STATE CORRECTIONS PROFILE



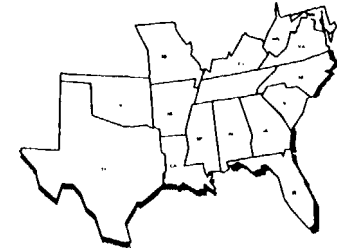
### STATE INITIATIVES

#### PRISON BASED SUBSTANCE ABUSE TREATMENT PROGRAMS

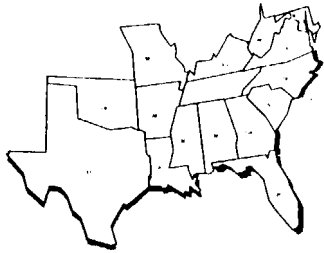
THE VIRGINIA DEPARTMENT OF CORRECTIONS PROVIDES THE FOLLOWING FORMS OF SUBSTANCE ABUSE TREATMENT PROGRAMS: EDUCATION, GROUP COUNSELING, AND THERAPEUTIC COMMUNITY. EDUCATION AND GROUP COUNSELING ARE PROVIDED WITH CASE MANAGEMENT COUNSELORS. THIS COST IS PART OF NORMAL OPERATING COSTS AND IS A SEPARATE COST CENTER.

FUNDING FOR THE THERAPEUTIC COMMUNITY IS BOTH GENERAL FUND AND FEDERAL GRANT FUNDS. COSTS ARE ABOUT \$1,800 PER INMATE PER YEAR.

NOTE: THE VIRGINIA DEPARTMENT OF CORRECTIONS DID NOT PROVIDE FIGURES FOR THE NUMBER OF DRUG OFFENDERS AS A PERCENTAGE OF THE STATE INMATE POPULATION.

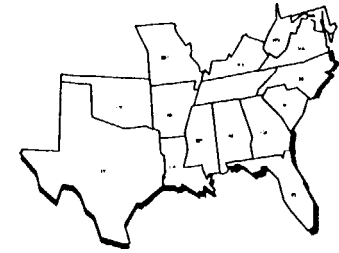


VIRGINIA



## STATE CORRECTIONS PROFILE

### SELECTED CHARACTERISTICS OF ADULT INMATES (AS OF JULY 1, 1998)



#### PROFILE QUESTION

AVERAGE AGE AT COMMITMENT:

TOTAL NUMBER OF INMATES 50 YEARS OR OLDER:

AVERAGE SENTENCE FOR NEW COMMITMENTS:  
(EXCLUDING LIFE SENTENCES)

AVERAGE TIME SERVED BY THOSE RELEASED:  
(EXCLUDING LIFE SENTENCES)

THE THREE (3) MOST FREQUENTLY COMMITTED CRIMES FOR WHICH  
INMATES ARE CURRENTLY SERVING TIME:

RACE AND SEX DISTRIBUTION:

PERCENTAGE WHITE

PERCENTAGE BLACK

PERCENTAGE OTHER

PERCENTAGE MALE

PERCENTAGE FEMALE

NUMBER OF INMATES SERVING LIFE

NUMBER OF INMATES SERVING LIFE (WITHOUT PAROLE)

NEW COMMITMENTS TO LIFE SENTENCES:

#### STATE RESPONSE:

28 YEARS

140 INMATES

10 YEARS

5.75 YEARS

A. GRAND LARCENY

B. BURGLARY

C. SEX CRIMES

85.00%

15.00%

0.00%

95.00%

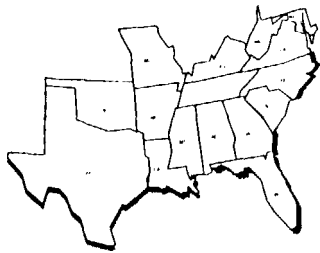
5.00%

325 INMATES

240 INMATES

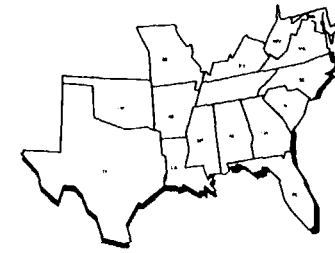
40 INMATES

WEST VIRGINIA



## STATE CORRECTIONS PROFILE

### SELECTED CHARACTERISTICS OF ADULT INMATES (AS OF JULY 1, 1998)



#### PROFILE QUESTION

INMATES SERVING DEATH SENTENCES:

INMATES SERVING TWENTY (20) YEARS OR MORE:

INMATES THAT HAVE ALREADY SERVED TWENTY (20)  
YEARS OF THEIR CURRENT SENTENCE:

INMATES ADMITTED WHO WERE PAROLE VIOLATORS:

INMATES RELEASED FROM CUSTODY IN FY98 FOR THE FOLLOWING:

EXPIRATION OF SENTENCE

PAROLE

GOODTIME

PROBATION

DEATH

OTHER

TOTAL

METHOD IN WHICH "GOODTIME" IS CALCULATED:

IS MEDICAL-EARLY OR COMPASSIONATE RELEASE ALLOWED:

NUMBER OF INMATES RELEASED IN FY 98 BASED ON THE ABOVE:

INMATES BETWEEN THE AGES OF SEVENTEEN (17) AND TWENTY  
(20) YEARS OLD:

#### STATE RESPONSE:

0 INMATES (WV DOES NOT HAVE THE DEATH PENALTY)

900 INMATES

700 INMATES

90 INMATES

249 INMATES

370 INMATES

INCLUDED IN THE FIGURE FOR EXPIRATION

32 INMATES

12 INMATES

0 INMATES

663 INMATES

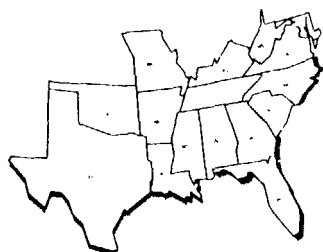
NO RESPONSE

NO

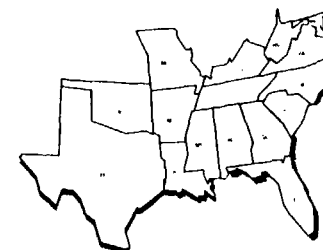
0 INMATES

160 INMATES

WEST VIRGINIA



## STATE CORRECTIONS PROFILE



### SELECTED CHARACTERISTICS OF ADULT INMATES (HIV/AIDS AS OF JULY 1, 1998)

#### PROFILE QUESTION

NUMBER OF AIDS CASES:

NUMBER OF INMATES TESTED FOR HIV ANTIBODIES

TESTING OF INMATES BY CATEGORY:

ADMISSION

RANDOM

INCIDENT

HIGH RISK GROUP

SYSTEMS FREQUENCY OF TESTING:

INMATES TESTING POSITIVE FOR HIV ANTIBODIES:

NUMBER OF CONFIRMED HIV CASES:

AVAILABILITY OF CONDOMS TO THE INMATES:

NOTE: THE WEST VIRGINIA DEPARTMENT OF CORRECTIONS DOES NOT SEGREGATE OR  
ISOLATE HIV-INFECTED INMATES.

#### STATE RESPONSE:

1 INMATE

500 INMATES

100 INMATES

0 INMATES

100 INMATES

300 INMATES

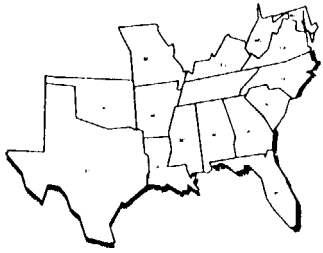
CLINICALLY NEEDED; INMATE REQUEST; INCIDENT

10 INMATES

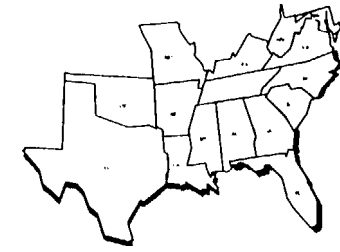
10 INMATES

CONDOMS ARE NOT AVAILABLE

WEST VIRGINIA



## STATE CORRECTIONS PROFILE



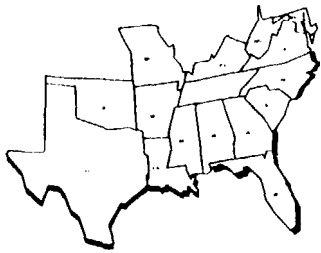
### METHODS OF RELIEVING OVERCROWDING

THE WEST VIRGINIA DEPARTMENT OF CORRECTIONS RENOVATED THE OLD STATE MENTAL RETARDATION CENTER INTO A PRISON AND ADDED BED SPACE TO EXISTING FACILITIES.

### COURT ORDER REQUIREMENTS

THE WEST VIRGINIA DEPARTMENT OF CORRECTIONS IS NOT CURRENTLY UNDER A FEDERAL OR STATE COURT ORDER DURING THE YEAR ENDING JUNE 30, 1998.

WEST VIRGINIA



## STATE CORRECTIONS PROFILE

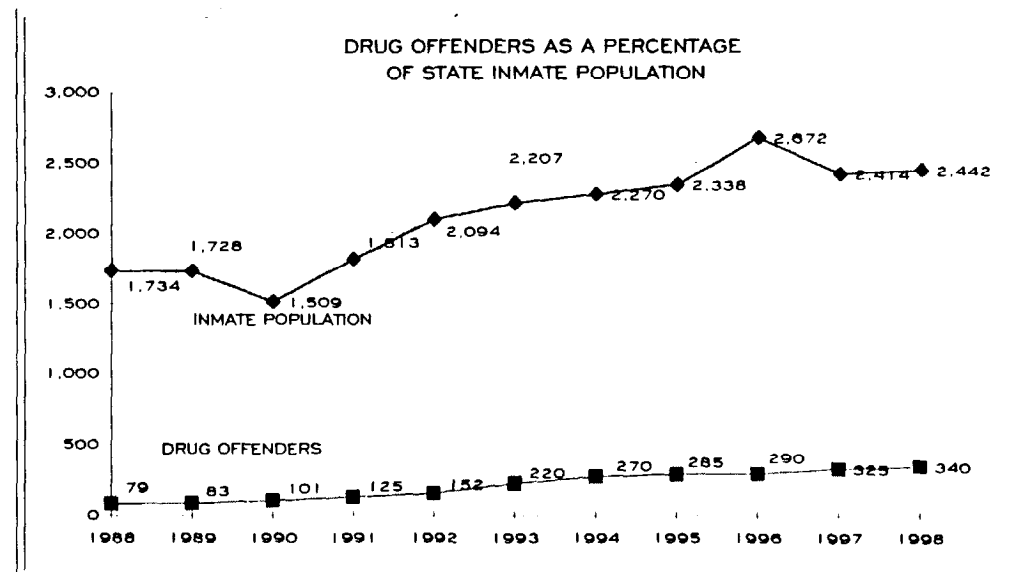
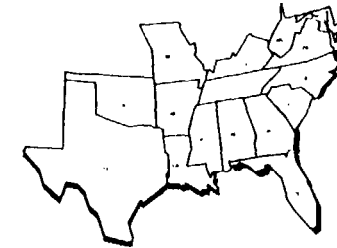
### STATE INITIATIVES

#### ELDERLY OR INFIRMED INMATES

THE WEST VIRGINIA DIVISION OF CORRECTIONS CONVERTED THE OLD MENTAL RETARDATION CENTER INTO A PRISON FOR OLDER INMATES AND INMATES WITH MEDICAL PROBLEMS.

#### PRISON-BASED SUBSTANCE ABUSE TREATMENT PROGRAMS

THE WEST VIRGINIA DIVISION OF CORRECTIONS HAS INDICATED THE FOLLOWING TYPES OF PRISON-BASED SUBSTANCE ABUSE TREATMENT PROGRAMS ARE PROVIDED: EDUCATION, COUNSELING, TREATMENT UNIT, URINALYSIS, CONTRACT SUBSTANCE ABUSE COUNSELORS-WORK RELEASE, INSTITUTIONS AND PAROLE OFFICES.



NOTE: THE NUMBER OF DRUG OFFENDERS RELATED TO THE TOTAL INMATE POPULATION FOR WEST VIRGINIA HAS INCREASED FROM 4.75% IN 1987 TO 13.92% IN 1998.

### WEST VIRGINIA